

**IT'S A WHOLE
NEW BALL GAME!**



1980 FACTS BOOK

PORTLAND  **TIMBERS**



We've got a feeling for winning.

Soccer superstar Franz Beckenbauer plays the world's most popular sport in adidas — the world's most popular sports equipment.



World Cup.
Extra-light,
cleated
soccer shoe.

adidas® 

All Important Phone Numbers

Team	Pressbox Phones	Public Relations Home Phones
Atlanta Chiefs	(404) 577-7269	Mike Oglesby (404) 767-4964
California Surf	(714) 634-4350	Lolly Keys (714) 673-5594
Chicago Sting Comiskey Wrigley	(312) 924-0151 (312) 348-3374	Michael Haggerty (312) 729-7587
Dallas Tornado	(214) 438-1266	Thom Meredith (214) 495-5686
Detroit Express	(313) 338-6020	Sharon Simmons (313) 774-8124
Edmonton Drillers		Dennis Troughton (403) 487-0659
Ft. Lauderdale Strikers	(305) 771-4516	Steve Unger (305) 739-1960
Houston Hurricane	(713) 749-9603	Diane Olson (713) 644-9583
Los Angeles Aztecs	(213) 792-5480	Scott Piazza (213) 333-9361 Jeff Temkin (213) 990-5172
Memphis Rogues	(901) 276-1406	Phil Stukenborg (901) 386-7167
Minnesota Kicks	(612) 854-7666	Dave Ferroni (612) 377-3721
New England Tea Men	(617) 543-4303	Vincent Casey (617) 668-6930
New York Cosmos	(201) 933-2020	Mark Brickley (212) 749-1408
Philadelphia Fury	(215) 755-7677	Carole Jarden (215) 886-2344
Portland Timbers	(503) 228-5183	Jim Finks (503) 636-0962
Rochester Lancers	(716) 647-1533	Wayne Fuller (716) 343-5360
San Diego Sockers	(714) 280-4921	Bill Hanson (714) 697-6755
San Jose Earthquakes	(408) 297-7269	Steve Des Georges (415) 582-1025
Seattle Sounders	(206) 628-3306	Norm Bobrow (206) 722-1989
Tampa Bay Rowdies	(813) 872-6999	Marcia Schallert (813) 932-6090
Toronto Blizzard	(416) 366-7551	Jim Gray (416) 447-3794
Tulsa Roughnecks	(918) 584-2665	Chip Namias (918) 252-0871
Vancouver Whitecaps	(604) 253-0737	Gord Couling (604) 464-9554
Washington Diplomats	(202) 544-0240	Jim Trecker (703) 978-0587

Portland Timbers

Writers Regularly Assigned to Club

- Paul Buker, The Oregonian (AM), 1320 SW Broadway, Portland, OR 97201. 503/221-8161
- John Nolen, Oregon Journal (PM). 1320 SW Broadway, Portland, OR 97201. 503/221-8550
- Kerry Eggers, Oregon Journal (PM), 1320 SW Broadway, Portland, OR 97201. 503/221-8550
- Tom Vogt, Columbian (PM), 701 W. 8th St., Vancouver, WA 98660. 206/696-1662 or 503/224-0654
- Bob Baum, Associated Press, 1320 SW Broadway, Portland, OR 97201. 503/228-2169
- Bill McFarland, United Press International, 1320 SW Broadway, Portland, OR 97201. 503/226-2644

Writers and Columnists

- The Oregonian, 1320 SW Broadway, Portland OR 97201. 503/221,8161, Lynn Mucken
- Oregon Journal, 1320 SW Broadway, Portland, OR 97201. 503/221-8550, George Pasero, Bill Mulflur
- Columbian, 701 W. 8th St., Vancouver, WA 98660. 206/696-1661-1662, Al Crombie
- Register-Guard, 910 High St., Eugene, OR 97401. 503/345-1551, Blaine Newnham, Neil Cawood
- Statesman Journal, 280 NE Church, Salem, OR 97301. 503/399-6700-6611, Mark Faulconer
- Daily News, 11th & Douglas, Longview, WA 98632. 206/577-2500, John Pisapia

Team Broadcasters

- Jimmy Jones, KPTV-TV, Play-by-Play, 735 SW 20th Pl., Portland, OR 97201. 503/222-9921, (independent)
- Greg Flakus, KYXI Radio, Play-by-Play, (1520 AM), 14201 SE Johnson Rd., Portland, OR 97222. 503/656-1441

Radio and TV Sportscasters

- KGW TV (8 NBC), 1501 Sw Jefferson, Portland, OR 97201. 503/226-5146, Doug LaMear, Steve Grad, Lou Gellos
- KOIN TV (6 CBS), 140 SW Columbia, Portland, Or 97201. 503/243-6640, Rick Metzger, Bill Schwanbeck
- KATU TV (2 ABC), 2153 NE Sandy Blvd., Portland, OR 97232. 503/231-4268, Steve Arena, Bill Boaz, Al Winn
- KPTV TV (12 Ind.), 735 SW 20th Pl., Portland, OR 97201. 503/222-9921, Jimmy Jones, Pat Hellberg
- KYXI AM (1520), 15351 SE Johnson Rd., Clackamas, OR 97222. 503/656-1441, Dave Bell, Joel Frank
- KEX AM (1190), 2130 SW 5th, Portland, OR 97201. 503/225-1190, Darrel Aune, Jim Howe
- KXL AM (750), 1415 SE Ankeny, Portland, OR 97214. 503/231-750, Bill Johnson
- KYTE AM (970), 2040 SW 1st Ave., Portland, OR 97201. 503/223-6050
- KMJK FM (107), 9500 SW Barbur Blvd., Portland, OR 97219. 503/245-1433
- KWJJ AM (1080), 931 SW King Ave., Portland, OR 97205. 503/228-4393, Joel Cole
- KGW AM (620), 1501 SW Jefferson, Portland, OR 97201. 503/226-5095, Melissia Hellervick
- KPAM FM (970), 4700 SW Council Crest Dr., Portland, OR 97201. 503/226-7676, Dave Rabiner
- KKSN AM (910), 4617 NE 158th, Portland, OR 503/254-2919
- KEVI TV (9), 2225 Coburg Rd., Eugene, OR 97401. 503/485-5611
- KVAL TV (13), Blanton Rd., Eugene, OR 97405. 503/342-1961

TIMBERS TABLE OF CONTENTS

TIMBERS DIRECTORY

Directory, 3 • History, 4 • Outlook, 5 • Civic Stadium, 5 • Merlo, 6 • Warner, 7 • Megson, 8 • Givens, 9 • Brasher, 10 • Finks, 10 • Staff, 11

THE PLAYERS

Anderson, 13 • Ayre, 14 • Bain, 15 • Benbow, 16 • Best, 17 • Charles, 18 • Collier, 19 • Conway, 20 • Day, 21 • Donachie, 22 • Flater, 23 • Brian Gant, 24 • Bruce Gant, 25 • Gorsek, 26 • Lee, 27 • Mitchell, 28 • Myernick, 29 • Poole, 30 • Toomey, 21

THE RECORDS

Team Records, 33 • Individual Records, 34 • Team Records — Game, 35 • Team Records — Tied — Game, 35 • Playoff Records, 36 • All-Time Scoring, 37 • All-Time Goalkeeping Statistics, 38 • Composite Record, 38 • Playoff Record, 38 • International Games, 39 • Drafts, 39 • All-Time Records, 39 • Top Crowds, 40 • Attendance, 40

1979 AT A GLANCE

Game-by-Game, 42-49

RADIO/TELEVISION

Flakus, 51 • Jones, 51

NASL DIRECTORY

NASL Teams, 53-56 • NASL Address, 57 • NASL Marketing, 57 • 1980 ABC Television Schedule, 57

NASL RULES

Rules, 59-74

**PORTLAND
TIMBERS
DIRECTORY**

PORTLAND TIMBERS

Portland Timbers Club Directory 1980

National Conference West Division

Front Office: 910 SW 18th Avenue
Portland, OR 97205

Telephone: (503) 226-4628

Tickets: (503) 226-GOAL

Telex: 36-0156 LP Timber Ptl

Chairman of the Board & President.....Harry A. Merlo
 General Manager.....Peter D. Warner
 Head Coach.....Don Megson
 Director of Player Personnel
 & Soccer Operations.....Dave Givens
 Director of Marketing & Promotions..... Jim Brasher
 Director of Media Relations
 & Publications Jim Finks, Jr.
 Ticket Supervisor Zara Feig
 Executive Secretary Lu Lee
 Team Secretary..... Peg Dalby
 Secretary of Marketing
 & Media Relations..... Alicyn Erickson
 Receptionist.....Marilyn Ravagni
 Media Associate..... Andy Warner
 Team Medical Supervisor.....Dr. Jay Butler
 Team Physical Therapist.....Bob Gifford
 Team Dentist.....Dr. Lance Emory
 Team Optometrist..... Dr. Floyd Geller
 Team Photographer..... Gary Akiyama
 Equipment Manager.....Ken Palmer
 Radio Station & Announcer.....KYXI (1520 AM)
 Greg Flakus
 Television Station & Announcer.....KPTV-12 (Ind.)
 Jimmy Jones
 Advertising Agency Brown, Dugan & Assoc.
 Claudia Brown
 Stadium Portland Civic Stadium
 Capacity 27,000 (35,000 with bleachers)
 Dimension (72' x 110')
 Press Box Phone.....(503) 228-5183
 Playing Surface..... Superturf

Portland Timbers History

What a difference five years can make! Five year is really not an exorbitant amount of time you know, for a lot of things. But for the Portland Timbers soccer club, 5-years has seemed like fifty. Old Civic Stadium, that sits right across the street from the spacious and efficiently new Timbers executive offices, has seen good times and bad times. The good times (1975, 1978), started to roll in January of 1975, when NASL Commissioners Phil Woosnam granted the Portland Timbers a franchise at a press conference in the stately confines of the Multnomah Athletic Club.

Vic Crowe was the coach that first year. And what he did was light a fire under his Timbers that was not extinguished until the Tampa Bay Rowdies defeated Portland in Soccer Bowl '75 at San Jose, California, by a 2-0 score.

The 1975 edition of the Timbers waltzed through their inaugural season with a 16-6 regular season record, and the men in green won the hearts of the entire community. Names like Peter Withe — who still holds the record for most goals by a Timber in a season (16), Graham Day, Jimmy Kelly, Mick Hoban, and Ray Martin, became household names. They called Portland "Soccer City U.S.A.," and for good reason.

Almost 160,000 people pressed through the turnstiles of Civic Stadium in 1975, to see a group of lads from England perform a new and exciting happening.

Professional Soccer, NASL style.

1976 turned out to be a good year in one respect. A record 241,996 fans saw the Timbers in action, an average of 20,166, a game. The team that performed on the field that season did not bear any resemblance to the one in '75, and their 8-16 record said so.

1977 got a little better, as new Head Coach Brian Tiler and company improved on the win column (10), but the loss column remained the same. There were no names changed to protect the innocent, and Tiler was replaced in 1978 by a dashing and dynamic 41-year old from Sale, Cheshire, England, by the name of Don Megson.

Megson led the Timbers to a 20-10 regular season record in 1978. And on top of that, Portland won three consecutive playoff games, before bowing out to the eventual NASL champion New York Cosmos. 1978 produced a new cast of favorites, including, Clyde Best, the big striker who connected for 12 goals, and 9 assists to lead Portland in scoring. Stewart Scullion, and Mike Flater — who was picked up late in the season from the former Oakland Stompers, helped deliver a balanced attack that kept the pressure off the big Bermudian, Best.

There was one more 1978 performance that is noteworthy. That would of course be Mr. 00, Mick Poole. Poole registered 9 shutouts, and won all five shootout games Portland was involved in that season. So when timbers fans started to chant Poooooole, Poooooole, you knew another enemy attack had just been thwarted.

In 1979, the Timbers had some new faces, but unfortunately struggled with the same problems that stung them in 1976, and 1977. Portland rang up an 11-19 record, which placed them fourth in the NASL National Conference West Division. Anything less than the effort displayed in 1978 would be costly. And with divisional

rivals Los Angeles, and eventual 1979 NASL kingpin Vancouver, turning in sterling performances, an 11-19 log did not cut the cake.

The agony of a long off-season was abruptly ended, when Louisiana-Pacific Corporation entered the picture and purchased the Portland Timbers Thursday, September 20th, 1979. The announcement was made by Louisiana-Pacific Chairman and President, Harry A. Merlo, and Don Pollock president of Oregon Soccer Incorporated, who would relinquish the reigns to the leading forest products firm.

Louisiana-Pacific announced that it would donate all net income from the franchise to six local charities. Included in this most revolutionary sports transfer, are United Way, The Portland Opera Association, the Portland Junior Symphony, Oregon Museum of Science and Industry, the Portland Art Museum and Oregon Youth Soccer Association.


The next move, one that would insure the Portland Timbers would be operating on solid ground in the front office, would be the one that would move Peter D. Warner into the General Manager's chair. Warner, a 41-year old Methodist Minister, with a background in soccer that would make the Rothman's Football guide blush with embarrassment took over as the head man in late September of 1979, and has since earned the respect and admiration of his staff, the players, and local media.

If Warner continues his front office wizardry, without question he will be a strong candidate for a NASL Executive of the Year award. He has already had more than just a casual involvement in the signing of three European players, that by themselves could reverse the record of 1979. (Scottish International Midfielder Willie Donachie, Striker Stuart Lee, and Coventry City Sweeper Gary Collier.) His quick wit and gregariousness, coupled with a diplomatic manner working with people, make Warner the man that could play a bigger than life role, in the Portland Timbers goal for 1980.

A Soccer Bowl championship.

Portland Civic Stadium





Harry A. Merlo
Chairman of the Board
& President
(Louisiana-Pacific Corp.)

Harry A. Merlo is the man behind the success story of the Portland, Oregon based Louisiana-Pacific Corporation. The Chairman of the Board and President of the prosperous forest products company, would no doubt like to see the same success exhibited by Louisiana-Pacific's newest division, the Portland Timbers soccer club.

The 55-year old Stirling City, California native has risen swiftly through the ranks of the lumber products industry. Merlo was Vice-President and part owner of Rounds Lumber Company, in Cloverdale, California, when it was sold to Georgia-Pacific Corporation in 1967.

Merlo served as Vice-President of Georgia Pacific's Northern California Division, in Samoa, California, until he became Vice-President of the Western Division in Portland, Oregon. In 1971 he was named Executive Vice-President of Western Timber, Plywood, and Lumber.

When Louisiana-Pacific Corporation was spun off from Georgia-Pacific in 1973, Merlo became President of the newly formed company. In January, 1974, he was named Chief Executive Officer as well, and on April 26, 1974, was confirmed as L-P's Chairman of the Board and President.

A graduate of the University of California-Berkeley, Merlo was honored as Georgia-Pacific's Man of the Year in 1969, and received the Golden Plate Award from the American Academy of Achievement in 1978. In addition he has been the Chairman of the Academy for the past two years.

In December of 1979, he was given the Man of the Year Public Service Award by the Portland Commercial Club, and was Chairman of the 1980 Oregon Museum of Science and Industry Auction, which raised in excess of \$250,000.



Peter D. Warner General Manager

Peter Warner, a native of Manchester in England, is the new general manager of the Portland Timbers. An ordained methodist minister and a marriage and family therapist, Warner brings graduate degrees in theology and social science with him into the GM's office.

Soccer has been a part of his life since his youth, and he has been active in all phases of the game as a player, referee, coach, and administrator. Peter Warner brings the expertise, dedication, and enthusiasm that Louisiana-Pacific feels they need at the head of a winning NASL franchise.

The 41-year old Warner officially began duties as the Timbers general manager September 27th, 1979. He strongly feels that Portland is not that far away from a Soccer Bowl appearance, despite their 11-19 record of a year ago. "I feel that the Timbers last season were only about three players away from Soccer Bowl," he comments. Warner, a former English youth international soccer player, has a sound understanding of local charitable organizations which will derive profits from the Timbers, which is Louisiana-Pacific's philosophy when they purchased the club last September.

Warner and his wife Valerie, have two teenage children, Andrew 18, and Sharon 16.



Don Megson **Head Coach**

Beginning his third season as head coach of the North American Soccer League Portland Timbers, Don Megson hopes to guide the fortunes of the club in the same fashion that saw his team a strong contender in the 1978 playoffs.

The 44-year old Megson, sports a 31-29 regular season win-loss record, including a 3-2 record in the playoff competition.

Megson was born in Sale, Cheshire, England, and began his professional soccer career at the age of 15 with Sheffield Wednesday in 1952.

His English League debut came in November of 1959, as he played an "iron-man" role as a defender appearing in 50 of 51 matches until December 1960. His total first team appearances numbered more than 450, and he was captain of Sheffield Wednesday from October 1964 until his final game in 1969.

Megson went to the Bristol Rovers as a player-coach from 1970 to 1972. He became assistant manager in 1972, and in 1973 was elevated to head coach. In 1973, Megson's club just missed promotion from the third to the second division. The following year, 1974, saw Bristol Rovers promoted to the second rung, while winning 27 consecutive matches.

Under Megson, the Rovers won their first National Cup competition, the Watney Cup.

The personable and outgoing head mentor, played 18 professional seasons and managed Bristol Rovers for five seasons.

Don and his wife, Yvonne, have two sons, Gary 20, and Neil 17.




Dave Givens **Director of Player Personnel** **& Soccer Operations**

Dave Givens will fill the bill as Director of Player Personnel & Soccer Operations for the Oregon based soccer club in 1980. The 29-year old Givens has worked in virtually every area of the club's operation both on and off the field, including assistant coach to Timbers head man, Don Megson in 1979.

Due to his prior association with various collegiate soccer coaches across the country, Givens has specialized in the drafting and evaluating of North American collegiate soccer talent.

The former Arizona All-State football, baseball, and wrestling star, was a standout soccer goalkeeper at Biola College, in La Mirada, California.

Born and raised in Yuma, Arizona, Givens represented the West squad in the first Senior Bowl All-Star game at Orlando, Florida for All-American players. David was a successful college coach in Portland at Judson Baptist, and later at Warner-Pacific, before joining the Timbers staff.




**James C.
Brasher
Director of
Marketing &
Promotions**

Thirty-three year old Jim Brasher joined the Portland Timbers July 14th, 1979, and assumed the duties of team controller before being elevated to the post of Marketing and Promotions Director, when the club was purchased by Louisiana-Pacific Corporation in September of 1979.

A native of Birmingham, Alabama, Brasher's previous professional sports experience involved three years of work with the Birmingham Bulls of the then World Hockey Association. Brasher acted as controller and financial advisor to dynamic Birmingham Bulls owner John F. Bassett for the 1976, '77, and '78 seasons.

The 1969 graduate of Auburn University, located in Southeast Alabama, earned degrees in both Economics and Finance. He is responsible for developing the Portland Timbers' computer system, in co-ordination with the Louisiana-Pacific data processing department located in suburban Portland.

An avid and knowledgeable devotee of all sports, Brasher and his wife Susan have two children, Lee 13, and David 9.



**Jim Finks, Jr.
Director of Media
Relations and
Publications**

27-year old Jim Finks, Jr. will assume the chores as Director of Media Relations and Publications for the Portland Timbers for the 1980 NASL season. Finks joined the Timbers in February of 1979, and worked in the ticket sales and promotional departments for the club. A former collegiate hockey player at Bemidji State University (Minnesota), Finks worked two years with the N.H.L. Minnesota North Stars in ticket sales and promotions, and one year with the W.H.A. Birmingham Bulls as Public Relations Director. A native of Tulsa, Oklahoma, Finks was raised in the Minneapolis suburb of Edina. He is the son of Jim Finks, General Manager of the N.F.L. Chicago Bears.

Timbers Staff



Lu Lee
Executive Secretary



Peg Dalby
Team Secretary




Zara Feig
Ticket Supervisor



Bob Gifford
Trainer




Alicyn Erickson
Secretary of Marketing
& Media Relations



Marilyn Ravagni
Receptionist



Andy Warner
Media Associate



Ken Palmer
Equipment Manager

THE PLAYERS





Willie Anderson

Forward

5-8 165

Birthdate: 1/26/1947

**Born: Liverpool,
England**

Citizenship: British

Willie Anderson, a 4-year NASL veteran, tied his own personal assist mark in '79 (11) and leads all Timbers in career assists with 37. Anderson began his career with Manchester United of the English First Division and was a teammate of George Best. The 5-8, 165 pound forward played six seasons at Aston Villa before being purchased by Cardiff City in 1972. Anderson begins his fifth season with Portland after playing in the club's first NASL season in 1975.


After sitting out the 1976 season, the Timbers purchased his contract from Cardiff City prior to the 1977 campaign. Willie and Graham Day are the lone survivors of the Timbers 1975 Soccer Bowl squad. He has averaged just a shade over 9 assists a season in four years as a Timber. Willie had two assists in Portland's 4-3 shootout win over Tulsa at Civic Stadium 5/5/79.

Personal: An avid outdoorsman, Anderson has made Portland his permanent home. Began playing soccer at the age of 3 in Liverpool, England. Member of the MISL Wichita Wings. Led Wichita in scoring until being sidelined with slight knee sprain 12/28/79.

How Obtained: Contract purchased from Cardiff City prior to the 1977 season.

NASL Record:

Year	Club:	GP	MP	G	A	Pts.	Fouls
1975	Portland	17	1468	3	9	15	21
1977	Portland	19	1673	1	6	8	15
1978	Portland	26	2232	3	11	17	19
1979	Portland	25	2136	0	11	11	18
TOTALS		87	7509	7	37	51	73



Garry Ayre

Defender

5-11 175

Birthdate: 11/12/1953

**Born: Vancouver,
B.C.**

Citizenship: Canadian

Garry Ayre came to the Portland Timbers June 6th, 1979, after putting in time with Vancouver Whitecaps and New York Cosmos. Ayre has 30 Canadian honors including Pan-Am games, 1976 Olympics and the 1976-77 World Cup CONCACAF rounds. The "Hulk-like" 5-11, 175 pounder from Vancouver, B.C., appeared in all 18 games in '79 with the Timbers since joining the club 6/6/79.

Garry was originally signed by the Whitecaps from the New Westminster Blues of the British Columbia league. He spent five months with Oxford and Hull City in 1970. Ayre started in 21 of 23 games with Vancouver in 1977. A strong and aggressive defender, Ayre has made 5 appearances in playoff action, (4 with New York), (1 with Vancouver).

Personal: An avid student of karate. Nickname "Tarzan." Single. Hopes to coach soccer someday. Scored 14 goals, and added 4 assists with MISL Wichita Wings before suffering slight knee injury.

How Obtained: Purchased from New York Cosmos 6/6/79.

NASL Record:

Year	Club:	GP	MP	G	A	Pts.	Fouls
1977	Vancouver	23	2019	1	2	4	—
1978	Vancouver	15	859	0	1	1	—
1979	New York	4	218	0	0	0	—
1979	Portland	18	1610	0	1	1	16
TOTALS		60	4706	1	4	6	16



John Bain

Midfield

5-8 150

Birthdate: 6/23/1957

**Born: Glasgow,
Scotland**

Citizenship: Scotland

Leading scorer for the 1979 edition of the Timbers with 8 goals and 11 assists from his midfield post, John Bain at 5-8 and 150 pounds proved to be worth his weight in gold. And these days, that's saying something. Bain, who came off a strong indoor season with the Minnesota Kicks (11 goals, 13 assists, 35 points), has moved into the number 4 slot in Portland's All-time scoring parade on the strength of 14 goals and 14 assists for 42 points in regular season play.

John was a member of Scotland's under 18 and under 21 teams. Coming from Bristol City of the English First Division prior to the 1978 season, young Bain contributed to Portland's '78 playoff drive, while chipping in for 6 goals and 3 assists in his rookie year. John played in all five Timbers playoff games in 1978, and scored the winning goal against Washington in OT, 8/9/78, and assisted on the game winner at Vancouver 8/16/78 that put Portland into the National Conference finals against the New York Cosmos.

Bain played more minutes in '79 (2700) except for goalie Mick Poole. He owns the only hat-trick in Timber history 8/2/78 against Colorado (Denver). In '79 Bain tied Stewart Scullion's mark for penalty kick goals (3) set in 1977. The good natured Scotsman hit for PK goals against California (D. Jokerst, 5/19/79), and Ft. Lauderdale twice (A. Mausser, 7/21/79). John's lone miss was against Seattle (M. Ivanow, 6/30/79 wide right).

Personal: Took English courses at Normandale Junior College in Bloomington, Minnesota while playing for the Kicks this past winter. Started playing soccer at the age of 3, "in some back yard in Falkirk, Scotland." . . . Single

How Obtained: Came to Portland as a loan player prior to '78 season, signed from Bristol City prior to the 1979 season.

NASL Record:

Year	Club:	GP	MP	G	A	Pts.	Fouls
1978	Portland	25	2286	6	3	15	22
1979	Portland	29	2700	8	11	27	30
TOTALS		54	4986	14	14	42	52



John Benbow

Goalkeeper

6-1 170

Birthdate: 8/25/1959

Born: Newport Beach,
California

Citizenship: U.S.A.

John Benbow was chosen on the third round of the 1980 NASL draft (53rd pick overall) out of Orange Coast Community College in Costa Mesa, California. The 6-1, 170 pound goalkeeper appeared with the U.S. National team in 1976 and 1977 that toured France and Honduras. His goalkeeping counterpart was Tim Tietjens, a St. Louis University product and 1980 draft pick of the Los Angeles Aztecs.

When asked what his immediate goal would be with the Portland Timbers, Benbow responded, "To train under Mick Poole. He's one of the best goalkeepers around, and I'm looking forward to meeting him." Benbow was All-league for two years and MVP one year at Newport Harbor High School, Newport Beach, California. Had 1.0 goals against average in college.

A fine all around athlete in high school, Benbow participated on the baseball, basketball, and soccer teams. He recorded 10 shutouts in a 15-game season as a senior. Shutout Edmonton in second half of pre-season game, 3/29/80.

Personal: Only player drafted by Timbers this season. Enjoys all sports . . . Has twin brother . . . Single.

How Obtained: Drafted in the third round (53rd overall) by the Timbers in the 1980 NASL draft, from Orange Coast Community College.

SOCCER BOWL 1980

Sunday, September 21st

R.F.K. Stadium,
Washington, D.C.

Kickoff 9:30 A.M.

Pacific Time





Clyde Best

Forward

6-2 190

Birthdate: 2/29/1951

**Born: Somerset,
Bermuda**

Citizenship: Bermuda

Clyde Best enters the 1980 NASL season as the all-time scoring leader for the Portland Timbers on the strength of 27 goals and 21 assists in just three seasons at Portland. The 6-2, 190 pound Bermudian native set a Timber team record of 120 shots and 69 on goal during the 1978 season. The 5-year NASL veteran has played in 122 league games and compiled a total of 10,949 minutes of playing time.

The 28-year old striker came to the Timbers in 1977 after playing two seasons with a Tampa Bay Rowdies team that defeated Portland 2-0 in the 1975 Soccer Bowl at San Jose, California. Best began his soccer career at the age of 17 with West Ham United in London. He was a teammate of Timbers defender Clive Charles.

Following the 1977 season, Best was loaned to Feyenoord of Rotterdam, Holland, where he made 24 appearances, scoring seven goals and added 10 assists. Born and raised in Somerset, Bermuda, Best moved to London where he played eight seasons with West Ham of the English First Division.

Personal: Best and his wife, Freda, have one daughter, Beverly. Played Indoor Soccer with the MISL Cleveland Force, and was voted to the MISL All-Star squad. Played in all 29 games in '79 for Portland. Got two goals, including game winner late in the game against Edmonton 4/29/79 . . . Also clicked for game winner against Seattle in 2-1 win 6/9/79. Bestie assisted on two game winning goals 7/11/79 at Tulsa in 1-0 win, and 7/14/79 at Dallas in 4-3 overtime Portland win.

How Obtained: Best and Stewart Scullion were purchased from Tampa Bay after the 1976 season.

NASL Record:

Year	Club:	GP	MP	G	A	Pts.	Fouls
1975	Tampa Bay	19	1626	6	5	17	31
1976	Tampa Bay	19	1676	9	6	24	45
1977	Portland	25	2195	7	4	18	55
1978	Portland	30	2754	12	9	33	98
1979	Portland	29	2698	8	8	24	75
TOTALS		122	10949	42	32	116	304



Clive Charles

Defender

5-9 160

Birthdate: 10/3/1951

Born: London,
England

Citizenship: British

Clive Charles returns for his third consecutive season with the Timbers, after a winter of indoor soccer with the Major Indoor Soccer League Pittsburgh Spirit. Charles, who scored 10 goals and 9 assists with the indoor Spirit, was chosen as a member of the MISL All-Star team along with Timber mates Paul Toomey (Hartford), Clyde Best (Cleveland), and Mick Poole (Houston).

The 5-9, 160 pound native of London, England, came off his finest year offensively with the Timbers in '79 by garnering 5 assists from his left back position. "Charlo" led all Timber defenders last season with 5 assists. He began his career with West Ham United in the English league, playing in 20 games before being transferred to Cardiff City. One of the quickest defenders in the NASL, Charles is the possessor of one of the more educated left foets in the league.

Always popular with players and fans alike, Clive is still looking for NASL goal number one. Was one of five Timbers in '79 who appeared in all 29 regular season games. Clive connected on 4 of 6 shootout attempts in '79. Also had career highs in '79 for minutes played (2624), and fouls (37).

Personal: Clive and wife Clarena have two children, Michael 6, and Sarah 4.

How Obtained: Contract purchased from Cardiff City in 1978.

NASL Record:

Year	Club:	GP	MP	G	A	Pts.	Fouls
1971	Montreal	21	1890	0	1	1	27
1972	Montreal	7	630	0	0	0	19
1978	Portland	24	2243	0	2	2	36
1979	Portland	29	2624	0	5	5	37
TOTALS		81	7387	0	8	8	119



Gary Collier

Defender

6-1 175

Birthdate: 2/4/1955

**Born: Bristol,
England**

Citizenship: British

On March 1, 1980, the Portland Timbers announced the signing of sweeper Gary Collier to a three-year contract, in what was the largest acquisition fee ever doled out by the local NASL franchise. In the words of Timbers General Manager Peter Warner, "Gary Collier will not only be the man to anchor the team, but he'll anchor the entire franchise." A 25-year old native of Bristol, England, Collier grew up with soccer and signed his first professional contract with the Bristol City Robins in his own home town.

Collier was instrumental in Bristol's rise from the second division to the first in the English Football league. The 6-1, 175 pound sweeper played out his option at Bristol in 1979 and then signed on with Coventry City as a free agent. Collier played at Bristol City, the same club that Timbers John Bain and former Timber Brian McNeil played for.

In 1978, Collier travelled to Portland with his Bristol City team for an exhibition with the Timbers, but due to a knee injury, was unable to play in the game. Gary says the more offensive oriented style of the NASL will not be difficult to adjust to. "The quicker I get an understanding with the two fullbacks and the goalie, the easier it will be."

Personal: Gary and his wife of one year, Julie, honeymooned in Ottawa, Ontario, Canada, while visiting relatives. While in Ottawa, the Collier's enjoyed watching baseball on television, when the Montreal Expos were in the heat of the pennant race last year. Rates Franz Beckenbauer as one of his favorite players.

How Obtained: Acquired from Coventry City of the English First Division, March 1st, 1980.



Jimmy Conway

(Player-Coach)

Midfield

5-8 160

Birthdate: 10/8/1946

Born: Dublin,
Ireland

Citizenship: Irish

Jimmy Conway returns to the great Northwest for a third straight season with the Timbers. But this year, in a dual capacity. Conway was named Player-Coach of the Timbers last March 1st. His leadership and clever mid-field play will be invaluable to his timber teammates, and his knowledge of the game, and the North American Soccer League, will be a big plus for Head Coach Don Megson.

Conway, who made 20 appearances with Ireland's international team and was the first European international to be signed by the Portland Timbers, came off a very productive season in 1979. Conway scored 4 goals and added 10 assists for 18 points, and was named NASL Offensive Player of the Week for scoring a goal apiece against San Jose and Rochester in late June of '79. The 5-8, 160 pound Irishman was also named NASL Offensive Player of the Week once in 1978, but missed the '78 playoffs due to a heel injury.

Last year's Timbers Captain made more than 300 appearances for Fulham of the English League, where he scored 66 goals. Conway transferred to Manchester City in 1976, making over 100 appearances. As the eldest member on the 1980 Timber roster, Jimmy conducted a week of informal workouts with early arriving veterans and amateurs, while Coach Don Megson completed business in England.

Personal: Jimmy and wife Noleen have two children, Paul 9, and Laura 8. An avid golfer, Conway was named as Portland's Player-Coach March 1, 1980.

How Obtained: Contract purchased from Manchester City of the English First Division in 1978.

NASL Record:

Year	Club:	GP	MP	G	A	Pts.	Fouls
1978	Portland	25	2172	1	5	7	28
1979	Portland	25	2312	4	10	18	27

TOTALS 50 4484 5 15 25 55



Graham Day

Defender

6-1 170

Birthdate: 11/22/1953

**Born: Bristol,
England**

Citizenship: British

The colorful and ever popular Graham Day, begins the 1980 NASL season with the Portland Timbers along with Willie Anderson, as the only two Timbers to log 4-years of active duty with the men in green since the franchise's inception in 1975. Day came to the Timbers as a loan player from Bristol Rovers in 1975, '77, and '78.

Graham was discovered by Timbers Coach Don Megson, who was at the time manager of the Rovers. The 6-1, 170 pound backliners aggressive style of play is evidenced by the fact that he led the club in fouls in 1979 (85), and is Portland's career leader in that department with 281. The Bristol, England native set offensive highs in '79 in goals (4), and points (10). Day was one of 5 Timbers to appear in all 29 regular season games that the Timber veterans participated in last year.

Personal: Graham and wife Jane, became the proud parents last winter of a baby boy, Ryan James Day, who is four months old. Named to NASL-team honorable mention list in 1975. Spent off-season with L.A. Aztecs squad that toured Holland and England. Spent four months with Bathe City team in England.

How Obtained: Contract purchased from Bristol Rovers in March, 1979.

NASL Record:

Year	Club:	GP	MP	G	A	Pts.	Fouls
1975	Portland	20	1810	2	4	8	57
1977	Portland	20	1811	3	1	7	64
1978	Portland	23	2145	0	0	0	75
1979	Portland	29	2685	4	2	10	85
TOTALS		92	8451	9	7	25	281



Willie Donachie

(pron: Don-a-Key)

Midfield-Defender

5-9 155

Birthdate: 10/1/1951

**Born: Glasgow,
Scotland**

Citizenship: Scotland

Willie Doachie, a former Scottish International and First Division standout with Manchester City of England, agreed to terms with the Portland Timbers March 19th, 1980. Donachie (pronounced Don-A-Key), along with Manchester City teammate Stuart Lee, both signed two-year contracts with the Timbers.

Glasgow born Willie, has appeared in two World Cup Series for Scotland, teaming up with Willie Johnston (Vancouver), and Bruce Rioch (Seattle). The 5-9, 155 pounder, can play both defender and midfield positions. "His natural position is left fullback," says Portland Timbers Head Coach Don Megson. "He is so comfortable with the ball though, that I believe he can be the central midfielder we were short of all last year." Donachie has played well over 300 games for Manchester City over a 10-year span with that club, and scored 22 goals. He has won 35 senior caps for Scotland. "Willie Donachie is the link between the back line and the front that we've been missing," says Portland General Manager Peter Warner. "Willie has sterling personal character, both on and off the field — the kind of quality we're looking for."

Personal: Donachie is married, wife's name is Yvonne. The Donachies have a boy and a girl, Daniel 7, and Kirsty 5.

How Obtained: Signed two-year contract with the Portland Timbers March 19th, 1980. Was acquired from Manchester City along with Stuart Lee.



Mike Flater

Forward

6-0 170

Birthdate: 1/22/1951

**Born: Evanston,
Illinois**

Citizenship: U.S.A.

The five-year NASL veteran from Evanston, Illinois, who ignited the Timbers 1978 late season explosion, will have to wait until mid-season before regaining his form of two years ago. It was in the last game of the 1978 season at Colorado, that Flater injured his left knee. The knee required surgery in early August of '78, and the leg was put in a cast for four weeks, before Mike was able to begin a rehabilitation program.

In January of '79, Flater required more surgery on the knee, which eventually kept him sidelined for the entire 1979 season. A third operation was required March 9th, 1980 to remove some foreign material from above the left knee cap. The 6-0, 170 pound forward who has 22 goals in 68 career NASL games, is well into a reconditioning program and hopes to be back in uniform in early June.

The Colorado School of Mines (Golden, CO.) graduate began his NASL career with the defunct Denver Dynamos, before moving on to the Minnesota Kicks, where he was a member of two playoff teams in 1976 and '77. The former U.S. Olympic team member was traded to Oakland (now Edmonton) at the start of the 1978 season before being purchased by Portland in early May of 1978.

Personal: Mike and wife Nancy had their first child, Michelle, 3/15/80. Flater had place-kicking tryouts with the NFL Washington Redskins and New Orleans Saints. Top performance as a Timber was a 2 goal, 1 assist outburst in a 5-0 win over San Jose 7/7/78.

How Obtained: Contract purchased by Portland in early May of 1978.

NASL Record:

Year	Club:	GP	MP	G	A	Pts.	Fouls
1975	Denver	15	1350	10	4	24	39
1976	Minnesota	14	1214	4	7	15	12
1977	Minnesota	12	708	1	0	2	9
1978	Oakland	5	380	0	0	0	11
1978	Portland	22	1892	7	3	17	52
1979	*Portland	0	00	0	0	0	0

TOTALS 68 5554 22 14 58 204

* missed 1979 season with knee injury.



Brian Gant

Midfield

6-0 160

Birthdate: 4/23/1952

Born: Vancouver,
B.C.

Citizenship: Canadian

Brian Gant started off the 1979 season with a bang. The six-year NASL veteran scored 2 goals and added 1 assist in a 4-3 come from behind overtime victory against the San Jose Earthquakes March 31st, 1979. His hot right foot came in handy at Tulsa, July 11th, as Brian scored the only goal of the game as goalie Mick Poole and company held off the Roughnecks 1-0.

The 6-0, 160 pound midfielder had his best year ever as a pro in '79 scoring 6 goals and 4 assists for 16 points. This ranked the elder Gant behind only John Bain (27 pts.), Clyde Best (24 pts.), Jimmy Conway and Dave Butler (18 pts.), in the 1979 Timbers scoring parade. Born and raised in North Vancouver, B.C., Gant led his hometown Whitecaps in scoring his rookie season of 1974.

Brian spent three seasons with the Whitecaps before coming to Portland in 1977. In the fall of 1977, Gant and former Timber Ike Mackay were members of the Canadian World Cup team that completed a 10-game tour of Latin America. Gant's International debut came in August of 1973 as a member of the Canadian National team that played Poland in Toronto.

Personal: Brian is the older brother of Timber Bruce Gant, a number one draft pick in 1979. Enjoys golf, fishing, and photography. A graduate of Simon Fraser University in Vancouver, B.C., who holds a B.S. degree in geography. Has family of three brothers, and two sisters who play soccer . . . Single.

How Obtained: Contract purchased from Vancouver Whitecaps in 1977. Signed two year contract with Portland 4/1/80.

NASL Record:

Year	Club:	GP	MP	G	A	Pts.	Fouls
1974	Vancouver	20	1800	6	1	13	12
1975	Vancouver	18	1560	1	7	9	17
1976	Vancouver	5	155	1	0	2	1
1977	Portland	20	1344	2	1	5	17
1978	Portland	24	1623	3	0	6	20
1979	Portland	21	1616	6	4	16	20
TOTALS		108	8098	19	13	51	87



Bruce Gant

Defender

6-0 155

Birthdate: 9/26/1956

**Born: Burnaby,
B.C.**

Citizenship: Canadian

The younger brother of Timbers midfielder Brian Gant, youthful Timber defender Bruce Gant cracked the Portland starting lineup 15 times in 1979 and appeared in a total of 20 games. In four years at Simon Fraser University (Vancouver, B.C.), Bruce had 14 goals and 16 assists.

The 6-0, 155 pound defender, was one of three SFU players drafted in the first round of the 1979 NASL draft. Mike McLenaghan #18 pick of Minnesota, and Dave Taylor #22 pick of Dallas were the other first rounders. Gant collected two assists in '79, 6/6/79 vs. Chicago, and 6/13/79 vs. Edmonton.

Personal: Began playing soccer when he was six years old, and continued through the British Columbia youth program. Number one draft pick (7th overall) of Portland in 1979 . . . Single. Was a member of 1976 SFU team that won the N.A.I.A. National title.

How Obtained: Number one draft pick (7th overall) of Portland in 1979.

NASL Record:

Year	Club:	GP	MP	G	A	Pts.	Fouls
1979	Portland	20	1361	0	2	2	19
TOTALS		20	1361	0	2	2	19



Jim Gorsek

Goalkeeper

6-0 160

Birthdate: 10/12/1955

**Born: Portland,
Oregon**

Citizenship: U.S.A.

Goalkeeper Jimmy Gorsek became the first local player ever to wear the Timber green, as he joined the club prior to the 1977 NASL season. Jim worked out with the club two years before joining the team on the active roster. The 6-0, 160 pound Oregon City High School product came out of the Portland City Amateur league, where he played for six seasons with the Portland Thunderbirds. He was named Most Valuable Player for the T-Birds in three of those years.

Gorsek recorded his only NASL shutout 4/8/77 at Vancouver by relieving an injured Graham Brown and preserving a 1-0 win over the Whitecaps. Jim's lone appearance in '79 was a 2-0 loss to the Minnesota Kicks 4/14/79.

Personal: Underwent knee surgery for cartilage damage early in 1978, but made full recovery. Made four saves and blocked a penalty kick in 45 minutes against Galcasa, Guatemala in an international match 5/27/78. Has coached at Rex Putnam High School in Oregon City.

How Obtained: Signed to contract after tryout in 1977.

NASL Record:

Year	Club:	GP	MP	Saves	GASO	GAA
1977	Portland	3	252	44	4 1	1.30
1978	Portland	0	00	0	0 0	0.00
1979	Portland	1	90	2	2 0	2.00

TOTALS **4** **342** **46** **6 1** **1.50**



Stuart Lee

Forward

5-8 155

Birthdate: 2/11/1953

**Born: Manchester,
England**

Citizenship: British

Forward Stuart Lee, who is capable of playing any forward position, and is also capable of putting balls in the back of the net, came to the Portland Timbers along with Willie Donachie from the Manchester City club of the English First Division, March 19th, 1980.

Lee played for five seasons with the Bolton Wanderers of England's second division, and dented the net for 30 goals in 100 appearances.

The 27-year old striker also put in time with Wrexham and Stockport County in English Football, before being transferred to Manchester City where he played this past season. "Stuart Lee will add zip and punch to our offense," according to Timbers General Manager Peter Warner. "He's the type of player that is in the right place at the right time."

Personal: The 5-8, 155 pound Lee is married, and his wife's name is Melanie. Scored two goals in 6 appearances with Manchester City this past season.

How Obtained: Acquired by Portland from Manchester City of the English First Division along with Willie Donachie, March 19th, 1980. Signed a two-year contract.



Dale Mitchell

Forward

6-0 160

Birthdate: 4/21/1958

**Born: Vancouver,
B.C.**

Citizenship: Canadian

Potentially one of the bright young North American bred players in the NASL today. Dale Mitchell joined the Portland Timbers 6/15/79, from the Vancouver Whitecaps organization. During a 5-game span late in the '79 season, Mitchell scored 5 goals and 1 assist for 11 points. The 6-0, 160 pound forward clicked for the game winning goal against Ft. Lauderdale 7/21/79, and assisted on an OT game winner at Dallas 7/14/79. He also scored both goals in a 3-2 overtime loss to his former team, and eventual NASL Champions, the Vancouver Whitecaps 7/28/79 at Portland.

Dale spent 3 months of the off-season working with the Manchester City and Oldham teams in England, under the supervision of Timbers Player-Coach Jimmy Conway. Conway's scouting report on the youthful Mitchell was most encouraging. Mitchell was moved into the forward striker position late in '79 in an experiment by Coach Don Megson, who moved regular Clyde Best to midfield.

Personal: Signed amateur contract with Vancouver in 1977, and played in one regular season NASL game that year against Portland. Single . . . Signed on for the 1980 season 11/14/79.

How Obtained: Purchased from Vancouver, June 15, 1979.

NASL Record:

Year	Club:	GP	MP	G	A	Pts.	Fouls
1977	Vancouver	1	—	0	0	0	—
1978	Vancouver	4	—	0	0	0	—
1979	Portland	12	722	5	2	12	12
TOTALS		17	722	5	2	12	12



Glenn Myernick

Defender

5-11 180

Birthdate: 12/29/1954

**Born: Trenton,
New Jersey**

Citizenship: U.S.A.

Glenn Myernick, the first player chosen overall in the 1977 NASL draft by the Dallas Tornado, comes to Portland as one of the more highly touted North Americans in the game today. The Trenton, New Jersey native and two time All-American at Hartwick College (N.Y.), appeared in 66 games in 3 seasons for Dallas, and had been a key man in the Tornado defensive scheme.

As a rookie in 1977, Myernick was selected as the Pacific Conference "Rookie of the Year," by SOCCER AMERICA MAGAZINE. The Timbers acquired Myernick by giving their first round pick (5th), to Dallas, and taking the Tornado's first pick in the 1st round (15th), which Portland eventually dealt to Ft. Lauderdale.

Portland Coach Don Megson was delighted when the Timbers completed the deal for Myernick. "He is very comfortable on the ball," says Megson. "He's a good competitor, and from what I've heard, has very sound character. Whenever he's played against Portland, Glenn has done very well for himself."

Personal: Married (wife, Nancy) . . . Nickname "Mooch" . . . Was recipient of the Robert Hermann trophy in 1976, emblematic of the top U.S. College soccer player of the year. Member of the MISL Wichita Wings indoor squad. Scored first NASL goal vs. Houston late in 1978.

How Obtained: Acquired from the Dallas Tornado, November 10, 1979.

NASL Record:

Year	Club:	GP	MP	G	A	Pts.	Fouls
1977	Dallas	22	1994	0	2	2	—
1978	Dallas	27	2183	1	3	5	—
1979	Dallas	17	778	1	2	4	8
TOTALS		66	4955	2	7	11	8



Mick Poole

Goalkeeper

6-1 185

Birthdate: 4/23/1955

**Born: Morley,
Yorkshire, Eng.**

Citizenship: British

Mick Poole has rewritten every goalkeeping record in the 5-year history of the Portland Timbers since coming to Portland prior to the 1977 season. Poole, who turns 25 years old April 23rd, has 16 shutouts and a 1.70 goals against average in a 4-year NASL career. 14 of those shutouts have come as a Portland Timber.

A fine all around athlete, Poole's trademark has been his acrobatic saves that have thrilled Civic Stadium fans for three seasons. A tribute to his athletic prowess was illustrated when Mick was chosen as the starting goalkeeper for the MISL All-Star indoor game at St. Louis 2/27/80. The 6-1, 185 pounder, who represented the Houston Summit squad, was selected as the top goalkeeper overall, and voted the fourth best player overall in the league by his MISL peers.

"I was ever so pleased to be ranked as the top goalkeeper in the entire league," said Poole. "I've worked hard at indoor, and to get this kind of recognition has just been great." Mick established a NASL record of 5 wins against no losses in the shootout in 1978. His overall 3-year shootout record is an impressive 10-4. Poole set a Timber shutout record of 9 in 1978.

Personal: Mick and wife Hazel have one daughter Emma Jane, 3½. Active in civic programs . . . An outstanding cricket player . . . served as an apprentice goalie with Coventry . . . Signed two-year contract with Timbers 2/9/80 . . . Poole on signing for two more years . . . "An important consideration in the contract was the promise of a green card to make me a permanent resident. With my commitment to living in Portland, this was very important to me." Poole on the 1980 Timbers . . . The franchise looks like it's going places, and I want to be around when it does. I was there in a bad year last year, and a good year the year before. I know which year I liked better."

How Obtained: Contract purchased from Rochdale of the English League in 1978.

MICK POOLE SHOOTOUT RECORD

Year	Shootout	Games	Saves	Win	Loss
1977	4		5	2	2
1978	5		11	5	0
1979	5		15	3	2
TOTALS	14		31	10	4

NASL Record:

Year	Club:	GP	MP	Saves	GA	SO	GAA
1974	Denver	16	1440	36	174	2	2.23
1977	Portland	21	1933	26	132	3	1.23
1978	Portland	30	2783	36	181	9	1.16
1979	Portland	29	2736	70	178	2	2.30
TOTALS		96	8892	168	665	16	1.70



Paul Toomey

Defender

6-0 175

Birthdate: 6/28/1956

**Born: New London,
Connecticut**

Citizenship: U.S.A.

Paul Toomey, the number one draft choice of Portland in 1978 (10th overall) out of the University of Pennsylvania, returns with renewed hopes of gaining a starting berth for the 1980 edition of the Timbers. The 23-year old New London, Connecticut native made 8 appearances in '79, and started 5 of those games early in the year.

The 6-0, 175 pound defender injured an ankle in Portland's 1978 training camp, and was released by the club. After a short stint with the Seattle Sounders, Toomey played his way back into shape with a Philadelphia amateur club and eventually ended up in last year's Timber camp, earning a spot on the regular season roster. While at Penn, Paul was an All-America selection in 1976 and '77, All-Ivy League in the same two years, and played in the 1977 Senior Bowl soccer game for All-America players at Orlando, Florida in early January of '78.

Toomey had a fine season with the Hartford Hellions (MISL) indoor team, and was chosen to play in that league's All-Star game at St. Louis 2/27/80. Toomey was among MISL league leaders in penalty minutes with Hartford.

Personal: Began playing soccer at the age of 8 in Coventry, Connecticut. Earned Bachelor of Arts degree in Literature while at Penn . . . Single.

How Obtained: Number one draft pick (10th overall) by Portland in 1978 NASL draft. Signed 1980 contract on February 2, 1980.

NASL Record:

Year	Club:	GP	MP	G	A	Pts.	Fouls
1979	Portland	8	553	0	0	0	4
TOTALS		8	553	0	0	0	4

THE RECORDS



Team Records

- Best Shootout Record — 5-0, 1978
- Most Games — 30, 1978
- Most Wins — 20, 1975
- Most Losses — 19, 1979
- Best Win-Loss Percentage — .720, 1975
- Worst Win-Loss Percentage — .320, 1976
- Most Home Wins — 13, 1978
- Longest Home Win Streak — 13, 1975-76
- Most Home Losses — 9, 1979
- Longest Home Loss Streak — 3, 1976, 77, 79
- Most Road Losses — 10, 1977 and 1979
- Longest Road Loss Streak — 6, 1976
- Longest Winning Streak — 7, 1975
- Longest Losing Streak — 6, 1979
- Most Goals Scored at Home — 5, 1978
- Most Goals Allowed at Home — 5, 1979
- Most Goals Scored on a Road Game — 4, 1978 and 1979 (twice)
- Biggest Home Win Margin — 5, 1978
- Biggest Road Win Margin — 3, 1978
- Biggest Home Loss Margin — 4, 1979
- Biggest Road Loss Margin — 5, 1979
- Highest Combined Score, Portland Home Win — 7, 1979
- Highest Combined Score, Portland Road Loss — 8, 1978
- Highest Combined Score, Portland Home Loss — 6, 1979
- Highest Combined Score, Portland Road Win — 7, 1979
- Most Consecutive Games Scoring a Goal — 20, 1975 and 1977
- Most Consecutive Games Shutout — 2, 1976, 1977, 1979
- Most Games Scoring a Goal — 24, 1978
- Most Games Scoring Two Goals — 16, 1975
- Most Games Scoring Three Goals — 8, 1979
- Most Games Scoring Four Goals — 4, 1979
- Most Points Scored in a Game — 16, 1978
- Most Overtime Games — 10, 1979 (includes 5 shootouts)
- Most Overtime Games Won — 6, 1975
- Most Overtime Games Lost — 6, 1979 (includes 2 shootouts)
- Most Shootouts — 5, 1978 and 1979
- Most Shootouts Won — 5, 1978
- Most Shootouts Lost — 3, 1977
- Most Consecutive Minutes Shutout — 320:30, 1976. 323:29, 1979
- Most Consecutive Minutes Shutting Out Opponent — 409:22, 1978
- Most Goals One Season — 47, 1979
- Fewest Goals One Season — 23, 1976
- Most Goals Allowed One Season — 75, 1979
- Fewest Goals Allowed One Season — 27, 1975
- Longest Winning Streak — 9, 1978

Individual Records

Best Shoot Out Record

5-0 — Mick Poole, 1978

Most Games Played

30 — Clyde Best and Mick Poole, 1978

Most Games Started

30 — Clyde Best and Mick Poole, 1978

Most Minutes Played

2,783:57 — Mick Poole, 1978

Most Shots Taken — One Season

120 — Clyde Best, 1978

Most Shots On Goal — One Season

69 — Clyde Best, 1978

Most Goals

16 — Peter Withe, 1975

Most Assists

11 — Willie Anderson, 1978-79 and John Bain, 1979

Most Points

38 — Peter Withe, 1975

Most Fouls

99 — Peter Withe, 1975

Most Cautions — One Season

6 — Graham Day, 1978

Most Ejections — One Season

2 — Graham Day, 1975

Most Consecutive Games Played

84 — Clyde Best, 1977-79

Most Consecutive Minutes Played

3,158 — Mick Poole, 1977-78

Most Consecutive Games Scoring a Goal

5 — Peter Withe, 1975

Most Consecutive Games Getting an Assist

3 — Willie Anderson, 1978 and Jimmy Kelly, 1975

Most Consecutive Games Getting a Point

6 — Peter Withe, 1975

Most Consecutive Games Scoring a Goal at Home

5 — Stewart Scullion, 1977

Most Consecutive Home Games Getting a Point

5 — Peter Withe (twice), 1975 and Stewart Scullion, 1977

Most Consecutive Road Games Scoring a Goal

3 — Peter Withe (twice), 1975

Most Consecutive Road Games Getting an Assist

4 — Jimmy Conway, 1979

Most Consecutive Road Games Getting a Point

5 — Jimmy Conway, 1979

Most Goals — One Game

3 — John Bain, Aug. 2, 1978

Most Consecutive Homes Games Getting an Assist

3 — Clyde Best, 1978

Most Goals Two Consecutive Games

4 — Peter Withe, 1975

Most Goals Three Consecutive Games

5 — Peter Withe, 1975

Most Penalty Kicks

3 for 4 — John Bain, 1979 and 3 for 3 — Stewart Scullion, 1977

Most Saves One Season

181 — Mick Poole, 1979

Most Shots Against One Season

551 — Mick Poole, 1978

Most Shots on Goal One Season

322 — Mick Poole, 1979

Most Goals Allowed One Season

70 — Mick Poole, 1979

Most Shutouts One Season

9 — Mick Poole, 1978

Most Saves One Game

20 — Graham Brown, 1975

Most Shootout Wins One Season

5 — Mick Poole, 1978

Most Shootout Blocks One Season

17 — Mick Poole, 1979

Best Shootout Record One Season

5-0 — Mick Poole, 1978

Team Records — Games

Most Goals, Home Game — 2 vs. Seattle, Aug. 12, 1975 (Portland 2-1 OT); 2 vs. Washington, Aug. 9, 1978 (Portland, 2-1 OT)

Fewest Goals, Home Game — 1 vs. St. Louis, Aug. 17, 1975 (Portland 1-0)

Most Goals Allowed, Home game — 1 vs. Seattle, Aug. 12, 1975; 1 vs. Washington, Aug. 9, 1978; 1 vs. New York, Aug. 18, 1978

Fewest Goals Allowed, Home Game — 0 vs. St. Louis, Aug. 17, 1975; 0 vs. Vancouver, Aug. 12, 1978

Highest Combined Score, Home Game — 3 goals vs. Seattle, Aug. 12, 1975; 3 vs. Washington, Aug. 9, 1978

Most Shots — 38 vs. Seattle, Aug. 12, 1975

Fewest Shots — 15 vs. Vancouver, Aug. 12, 1978

Most Shots on Goal — 30 vs. New York, Aug. 18, 1978

Fewest Shots on Goal — 7 vs. Vancouver, Aug. 16, 1978

Most Fouls — 24 vs. St. Louis, Aug. 24, 1975

Fewest Fouls — 10 vs. New York, Aug. 23, 1978

Most Corner Kicks — 19 vs. St. Louis, Aug. 17, 1975

Fewest Corner Kicks — 4 vs. Tampa Bay, Aug. 24, 1975

Most Opponent Shots — 23 by New York, Aug. 23, 1978

Fewest Opponent Shots — 9 by Vancouver, Aug. 16, 1978

Most Opponent Shots on Goal — 17 by New York, Aug. 18, 1978

Fewest Opponent Shots on Goal — 4 by Seattle, Aug. 12, 1975

Most Opponent Fouls — 25 by Tampa Bay, Aug. 24, 1975

Fewest Opponent Fouls — 5 by New York, Aug. 23, 1978

Most Opponent Corner Kicks — 12 by Vancouver, Aug. 12, 1978

Fewest Opponent Corner Kicks — 1 by Seattle, Aug. 12, 1975

Team Records — Tied — Game

Most Goals, Home Game — 2 vs. Washington, Aug. 9, 1978 (Portland, 2-1); 2 vs. Seattle, Aug. 12, 1975 (Portland, 2-1 OT)

Fewest Goals, Home Game — 1 vs. Vancouver, Aug. 12, 1978 (Portland, 1-0); 1 vs. St. Louis, Aug. 17, 1975 (Portland, 1-0)

Most Goals Allowed, One Home Game — 1 vs. Washington, Aug. 9, 1978; 1 vs. Cosmos, Aug. 18, 1978

Fewest Goals allowed, Home Game — 0 vs. Vancouver, Aug. 12, 1978; 0 vs. St. Louis, Aug. 17, 1975; both Portland 1-0

Highest Combined Score, Home Game — 3 goals, vs. Washington, Aug. 9, 1978 (Portland 2-1 OT); 3 vs. Seattle, Aug. 12, 1975 (Portland 2-1)

PLAYOFF RECORDS

Team Records — Series

- Most Games Played** — 5, many players, 1978
- Years in Playoffs** — 1975, 1978
- Home Wins** — 2, 1975 and 1978
- Home Losses** — 1, 1978
- Road Wins** — 1, 1978
- Road Losses** — 1, 1978
- Most Consecutive Wins** — 3, 1978 (old, 2, 1975)
- Most Consecutive Losses** — 2, 1978 (old, 1, 1975)
- Total Goals, Playoff Series** — 5, 1978
- Total Goals Allowed, Playoff Series** — 8, 1978
- Most Goals by an Opponent, One Game** — 5, at Cosmos, Aug. 23, 1978
- Most Shutouts by an Opponent** — 2 games, Cosmos at Portland, Aug. 18, 1978; Portland at Cosmos, Aug. 23, 1978
- Most Wins** — 3, 1978 (Washington (2-1 (OT)); Vancouver 2 (1-0, 2-1))
- Most Consecutive Wins** — 3, 1978 (Washington 2-1 (OT); Vancouver 2 (1-0, 2-1))
- Team Records, Series** (1978, 5 games; 1975, 3 games)
- Most Shots** — 94, 1978
- Most Fouls** — 91, 1978 (old, 60, 1975)
- Most Opponent Fouls** — 71, 1978 (old, 65, 1975)
- Most Cautions** — 7, 1978 (old, 2, 1975)
- Most Ejections** — 1, 1978
- Most Games Played** — 5, 1978 (old, 3, 1975)
- Most Consecutive Wins** — 3, 1978 (old, 2, 1975)
- Most Consecutive Losses** — 2, 1978 (old, 1, 1975)
- Most Goals** — 2, Clyde Best, 1978 (5 games) (old, 1, Peter Withe, Tony Betts, Barry Powell, all 1975 (3 games))
- Most Assists** — 2, John Bain, 1978 (5 games)
- Most Points** — 4, Clyde Best, John Bain, 1978 (5 games)
- Most Minutes Played** — 476:41 by seven players, 1978
- Most Shots** — 22, Clyde Best, Stewart Scullion, 1978 (5 games)
- Most Fouls** — 23, Graham Day, 1978 (5 games)
- Most Cautions** — 2, Clive Charles, Brian McNeill, 1978 (5 games)
- Most Ejections** — 1, Brian McNeill, 1978 (5 games)
- Most Shots on Goal** — 14, Stewart Scullion, 1978; 14, Peter Withe, 1975
- Most Goals, One Game** — 1, by 4 players 1978
- Most Assists One Game** — 1, by 5 players, 1978
- Most Points** — 3, John Bain, vs. Washington, Aug. 9, 1978
- Most Shots** — 8 by Peter Withe vs. Seattle, Aug. 12, 1975 and St. Louis, Aug. 17, 1975
- Most Shots on Goal** — 7 by Peter Withe vs. Seattle, Aug. 12, 1975
- Most Fouls** — 8, Clyde Best, vs. Cosmos, Aug. 18
- Most Opponents Goals** — 1 by Arsene Auguste (Tampa Bay), Aug. 24, 1975; 1 by Clyde Best (Tampa Bay), Aug. 24, 1975; 1 by John Rowlands (Seattle), Aug. 12, 1975
- Most Opponents Assists** — 2, Dennis Tueart, N.Y. Cosmos, Aug. 23, 1978
- Most Shots by an Opponent** — 9, Giorgio Chinaglia (Cosmos) at Portland, Aug. 18, 1978
- Most Shots on Goal by an Opponent** — 7, Giorgio Chinaglia (Cosmos) at Portland, Aug. 18, 1978
- Most Fouls by an Opponent** — 7, Bobby Campbell (Vancouver), Aug. 12 at Portland (Tampa Bay), Aug. 24, 1975; 6, Mike England, (Seattle), Aug. 12, 1975)

Portland Timbers All-time Regular Season Scoring (1975-79)

Name	Pos.	Years	GP	G	A	Pts.
Clyde Best	F	1977-78-79	84	27	21	75
Willie Anderson	F	1975-77-78-79	85	7	37	51
Stewart Scullion	F	1977-78-79	63	20	8	48
John Bain	MF	1978-79	54	14	14	42
Peter Withe	F	1975	22	16	6	38
Tony Betts	F	1975-76-77	64	14	5	33
Brian Gant	MF	1977-78-79	85	11	5	27
Jimmy Conway	MF	1978-79	50	5	15	25
Graham Day	D	1975-77-78-79	90	9	6	24
Chris Dangerfield	F-MF	1975-76	33	6	6	18
Dave Butler	F	1979	20	6	6	18
Mike Flater	F	1978-79	22	7	3	17
Jimmy Kelly	F	1975-76	36	3	10	16
Elson Seale	F	1978-79	35	5	4	14
Dale Mitchell	F	1979	12	5	2	12
Ike Mackay	F	1976-77-78	51	4	2	10
Archie Roboostoff	F	1977-78	20	4	1	9
Brian Godfrey	MF-D	1975	18	3	2	8
Paul Hendrie	MF	1976-77	36	1	6	8
Barry Lynch	D	1975-77	36	2	4	8
Barry Powell	MF	1975	16	3	2	8
Clive Charles	D	1978-79	53	0	7	7
Neil Rioch	D	1976	23	3	1	7
Malcolm Smith	F	1976	18	2	3	7
Pat McMahon	MF	1976-77	42	2	2	6
Hank Liotart	MF	1976-77	28	2	1	5
Alan Thompson	D	1979	25	2	1	5
Terry Alcock	D	1977	7	2	0	4
Pat Howard	D	1978	24	1	2	4
John Rogers	F	1976	13	1	2	4
Mick Hoban	D	1975-76-77-78	61	0	3	3
Tom McLaren	MF	1975	19	1	1	3
Brian McNeil	MF-D	1978	27	1	1	3
Bruce Gant	D	1979	20	0	2	2
Don Gardner	F	1975-76	12	0	2	2
Ray Martin	D	1975-76-77	61	0	2	2
Peter Stanley	D	1978-79	28	0	1	1
Garry Ayre	D	1979	18	0	1	1
Brian Tiler	D	1976	6	0	1	1
John Smillie	F	1976	1	0	1	1
Roger Goldingay	F	1975-76	14	0	0	0
Chip Smallwood	D	1976-77	10	0	0	0
Paul Toomey	D	1979	8	0	0	0
Danny Lomas	D	1976	4	0	0	0
Kelvin Norman	D	1978-79	4	0	0	0
Kit Zell	F	1976	2	0	0	0
Chuck Carey	D	1976	1	0	0	0
Tim Murphy	MF	1977-78	1	0	0	0
Ignacio Baez	MF	1978-79	0	0	0	0
Nick Nicholas	D	1975-76	0	0	0	0
Terry White	F	1979	0	0	0	0



VANAGON, TEAM SIZED.

Vanagon loads and unloads easily, so there's no pinion steering, sports car suspension, electronic fuel injection, and aerodynamic design, the Vanagon is truly the best of a van and a station wagon. Join our team for a test drive. Just contact the Vanagon team at your Volkswagen dealer.

The 1984
team ticket
for nine
coach



80 Volkswagen Vanagon is just the ticket for transportation. It is also family sized. Just the ticket for family transportation with enough room for passengers and all of their gear, or players, coaches and managers and all of their gear. There will be no delay of game. With rack-and-panic fuel Vanagon is the ticket to take your team

**VOLKSWAGEN
DOES IT
AGAIN**



Timbers All-Time Goalkeeping Statistics

Name	FP	GA	SO	GAA
Graham Brown	23	27	5	1.22
Mick Poole	80	132	14	1.23
Jim Cumbes	21	31	5	1.44
Jim Gorsek	4	6	1	1.65
Dave Landry	2	5	0	2.50

Portland Timbers Composite Record Versus Competition

Opponent	W	L
Atlanta Chiefs	0	1
Boston Minutemen	1	1
California Surf	5	3
Chicago Sting	1	2
Colorado Caribous	1	0
Dallas Tornado	4	4
Detroit Express	1	0
Edmonton Drillers	2	0
Ft. Lauderdale Strikers	1	2
Houston Hurricane	0	1
Los Angeles Aztecs	5	6
Memphis Rogues	1	0
Minnesota Kicks	1	7
New England Tea Men	1	0
New York Cosmos	2	4
Oakland Stompers	4	0
Philadelphia Fury	0	1
Rochester Lancers	4	2
San Diego Sockers	1	7
San Jose Earthquakes	6	5
Seattle Sounders	4	7
Tampa Bay Rowdies	1	3
Toronto Blizzard	2	0
Toronto Metro-Croatians	1	3
Tulsa Roughnecks	6	2
Vancouver Whitecaps	6	5
Washington Diplomats	2	2
Totals	65	67

Playoff Record

Opponent	W	L
California Surf	1	0
New York Cosmos	0	2
Seattle Sounders	1	0
Tampa Bay Rowdies	0	1
Vancouver Whitecaps	2	0
Washington Diplomats	1	0
Totals	5	3

International Games

Opponent	W	L
Glasgow Rangers	0	1
Bristol Rovers	1	0
Ipswich Town	0	1
Bristol City	1	1
Galcas (Guatamala)	1	0
Brighton Hove & Albion	0	1
Totals	3	4

Portland Timbers Drafts

1976

- | | | |
|-------------------|------|-------------------------|
| 1. John Smillie | F-MF | San Jose St. |
| 2. Kit Zell | F | Seattle Pacific College |
| 3. Chip Smallwood | D-MF | University of Delaware |
| 4. Ron Lee | G | University of Oregon |

1977

- | | | |
|---------------------|----|----------------------|
| 1. Dale Russell | F | Philadelphia Textile |
| 2. Neil Fredrickson | MF | Quincy |
| 3. Tim Murphy | D | Davis & Elkins |
| 4. Jim Rippey | MF | Davis & Elkins |

1978

- | | | |
|----------------|---|----------------------------|
| 1. Paul Toomey | D | University of Pennsylvania |
| 2. Joe Marello | F | Simon Fraser University |
| 3. Waining Lee | D | Simon Fraser University |
| 4. Tim Gibbons | F | Missouri-St. Louis |

1979

- | | | |
|-------------------|----|--------------------------|
| 1. Bruce Gant | D | Simon Fraser University |
| 2. Bret Hall | MF | Wheaton (Illinois) |
| 3. Frank Vizcarra | MF | Ohio State |
| 4. Kenny Morreen | D | Golden West (California) |

1980

- Traded to Ft. Lauderdale for 1st round pick in 1981
- Traded to Edmonton for 1st round pick in 1981, or 1982
- John Benbow G Orange Coast CC (Calif.)
- Traded to Ft. Lauderdale for 1st round pick in 1981

Portland Timbers All-time Records

	(Regular Season)					(Playoffs)		Coach
	W	L	Pts.	Finish	Pct.	W	L	
1975	16	6	138	1st	.727	2	1	Vic Crowe
1976	8	16	71	4th	.333	-	-	Vic Crowe
1977	10	16	98	4th	.384	-	-	Brian Tiler
1978	20	10	167	2nd	.667	3	2	Don Megson
1979	11	19	165	4th	.366	-	-	Don Megson
Totals	65	67				5	3	

Coaching Records

Coach	W	L	Pct.
Don Megson	31	29	.516
Vic Crowe	24	22	.522
Brian Tiler	10	16	.384

Top Soccer Crowds At Portland Civic Stadium

Date	Game	Attendance
Aug. 28, 1977	New York vs. Seattle (NASL Championship)	35,548
Aug. 17, 1975	Portland vs. St. Louis (NASL Playoff)	33,503
June 12, 1976	Portland vs. New York (NASL Regular season)	32,247
Aug. 12, 1975	Portland vs. Seattle (NASL Playoff)	31,523
July 26, 1975	Portland vs. Seattle (NASL Regular season)	27,310
May 9, 1976	Portland vs. Dallas (NASL Regular season)	25,905
Aug. 18, 1978	Portland vs. New York (NASL Playoff)	24,515
July 21, 1978	Portland vs. Vancouver (NASL Regular season)	23,536
July 29, 1975	Portland vs. San Jose (NASL Regular season)	23,005
May 1, 1976	Portland vs. St. Louis (NASL Regular season)	22,147

Portland Timbers Attendance By Year (Regular Season)

Year	Total attendance	Games	Average
1975	159,601	11	14,509
1976	241,996	11	20,166
1977	171,708	13	13,208
1978	177,049	15	11,803
1979	167,584	17	11,172
Total	917,938	67	13,700

1979 AT A GLANCE

Timbers 0 Atlanta 3
At Portland, July 8, Att: 7,664

	1	2	OT	TB	Final
Portland	0	0	-	-	0
Atlanta	1	2	-	-	3

Scoring Summary

Atlanta Bourne (George Nanchoff) 5:55
Atlanta Brooks (Bourne, Radovic) 78:47
Atlanta Roberts (Dewsnip, Balson) 82:49

Jeff Bourne's goal at 5:55 was all the scoring the Chiefs needed, as visiting Atlanta handed the Timbers their second consecutive shutout loss. 7,664 Civic Stadium fans were on hand in 80 degree heat for the Sunday matinee. Adrian Brooks and South African Neil Roberts added insurance goals in the second half to seal the victory for the Chiefs. Timbers scoring drought reached 249 minutes over a three game period.

Timbers 1 California 0
At Portland, May 19, Att: 10,191

	1	2	OT	TB	Final
Portland	0	1	-	-	1
California	0	0	-	-	0

Scoring Summary

Portland Bain (Penalty Kick) 78:20

John Bain's penalty kick was the only goal in a well contested match between the Timbers and the Surf. Both teams had trouble finding the mark as Portland took 15 shots, 10 on goal, to the Surf's 12, of which 6 were on goal. Mick Poole recorded his first shutout of the year, and Bain's penalty kick was his first of the season.

Timbers 1 California 2 (OT)
At California, July 18, Att: 9,911

	1	2	OT	TB	Final
Portland	0	1	0	-	1
California	1	0	1	-	2

Scoring Summary

California Ingram (Penalty Kick) 20:06
Portland Mitchell (unassisted) 81:10
California Abrahams (Cohen, David) 102:45

Dale Mitchell's first goal as a Portland Timber was not enough, as the California Surf put an abrupt halt to Portland's two game win streak by a score of 2-1. The overtime goal was set up by Steve David, who made a fantastic run up the right wing side and sent a cross over to Laurie Abrahams who was busting up the middle. Abrahams slipped the ball past goalie Mick Poole, and the game was over.

Timbers 1 Chicago 5
At Portland, June 6, Att: 7,621

	1	2	OT	TB	Final
Portland	0	1	-	-	1
Chicago	1	4	-	-	5

Scoring Summary

Chicago Granitza (Kristensen, Wilson) 14:20
Chicago Spalding (Penalty Kick) 51:23
Chicago Fajkus (Granitza, Ressel) 61:23
Chicago Granitza (Van Hanegem, Ressel) 74:08
Portland Scullion (Bruce Gant, Bain) 78:45
Chicago Granitza (Ressel) 89:10

Sting Forward Karl-Heinz Granitza's powerful left foot shot, accounted for three goals as visiting Chicago dealt the Timbers their worst home defeat in the club's five year history. Leading 1-0 after the first half, Chicago exploded for four second half tallies. Stewart Scullion's second goal of the season with just under 13 minutes remaining averted a shutout.

Timbers 4 Dallas 3 (OT)

At Dallas, July 14, Att: 8,744

	1	2	OT	TB	Final
Portland	1	2	1	-	4
Dallas	2	1	0	-	3

Scoring Summary

Dallas	Milton (Meyernick) 12:35
Portland	Thompson (unassisted) 28:58
Dallas	Zequinha (Wolf) 41:44
Portland	Brian Gant (Anderson, Conway) 49:58
Dallas	Milton (Wolf) 65:02
Portland	Seale (unassisted) 82:10
Portland	Butler (Mitchell, Best) 92:55

Dave Butler's short range header 2:55 into overtime, gave the Timbers their second consecutive win on the road in a contest that saw the Oregonians come from behind three different times before winning 4-3. Clyde Best's pass to Dale Mitchell down the right side enabled the youthful Mitchell to make a perfect right wing cross to Butler who was streaking down the middle unmarked. Butler's header soared over the outstretched arms of Dallas goalie Alex Stepney, and into the upper right corner.

Timbers 3 Edmonton 2

At Portland, April 29, Att: 10,327

	1	2	OT	TB	Final
Portland	2	1	-	-	3
Edmonton	0	2	-	-	2

Scoring Summary

Portland	Day (unassisted) 4:50
Portland	Best (unassisted) 37:26
Edmonton	Anton (Hilkes) 67:52
Edmonton	Hilkes (Atuegbu) 75:53
Portland	Best (Conway, Seale) 86:35

It was Clyde Best's day as the powerful Timbers forward put two goals past Drillers goalie Jan Endeman. Best's two goals, combined with Graham Day's early header, held off an Edmonton attack led by Lorenz Hilkes, who tied the score at 2-2 at the 75:53 mark. Best's goal with 3:25 remaining, gave Portland the win under sunny skies at Civic Stadium.

Timbers 2 Edmonton 1

At Edmonton, June 13, Att: 6,280

	1	2	OT	TB	Final
Portland	1	1	-	-	2
Edmonton	0	1	-	-	1

Scoring Summary

Portland	Bain (Bruce Gant, Charles) 43:38
Edmonton	Turudija (Ferguson, Goossens) 78:45
Portland	Butler (Bain, Conway) 87:12

Dave Butler's second goal in two games, with just 2:48 remaining in regulation time, gave Portland their second consecutive win in torrential rains and 50 mph winds at Edmonton's Commonwealth Stadium. John Bain's 4th goal of the season late in the first half sent Portland out of the rain and into the locker room with a 1-0 halftime lead. The one goal lead looked like it might stand up due to monsoon-like playing conditions. But substitute Driller Forward Bogdan "Bogie" Turudija, tied the score at 78:45, and the threat of overtime loomed large. Dave Butler scored at 87:12, with assists from Bain and Conway, and sent Portland home to dry out.

Timbers 4 Ft. Lauderdale 1

At Portland, July 21, Att: 11,097

	1	2	OT	TB	Final
Portland	2	2	-	-	4
Ft. Lauderdale	0	1	-	-	1

Scoring Summary

Portland	Day (Best, Bain) 7:03
Portland	Mitchell (Anderson, Best) 29:38
Portland	Bain (Penalty Kick) 56:18
Ft. Lauderdale	Best (unassisted) 63:33
Portland	Bain (Penalty Kick) 71:10

First half goals by Graham Day and Dale Mitchell, and two second half penalty kick goals by John Bain, lifted the Timbers to a 4-1 victory over the playoff bound Ft. Lauderdale Strikers. Portland jumped out to a 2-0 lead on Defender Graham Day's goal, where the creative backliner came forward to drill a shot by Striker goalie Arnie Mausser from about fifteen yards out, on assists by Willie Anderson and Clyde Best. John Bain's two penalty kick goals gave him three for the season, establishing a new Timbers record.

Timbers 1 Houston 2 (OT)

At Houston, May 12, Att: 3,957

	1	2	OT	TB	Final
Portland	0	1	0	-	1
Houston	0	1	1	-	2

Scoring Summary

Houston Michia (Rote, Russel) 45:52
 Portland Best (Conway) 80:49
 Houston Day (own goal) 94:48

May 12 was not Graham Day's night, as the wily defender received a yellow card, and bagged an own goal in overtime to give Houston a 2-1 NASL victory. The first goal came early in the second half by Juan Carlos Michia, on a pass from Kyle Rote, Jr. Clyde Best answered late in the half, converting a Jimmy Conway cross.

Timbers 1 Los Angeles 5

At Los Angeles, June 2, Att: 16,741

	1	2	OT	TB	Final
Portland	1	0	-	-	1
Los Angeles	3	2	-	-	5

Scoring Summary

Los Angeles Smeets (Dangerfield) 7:51
 Los Angeles Cruyff (unassisted) 23:56
 Los Angeles Van Veen (Cruyff) 31:03
 Portland Best (Conway) 42:45
 Los Angeles Dangerfield (unassisted) 48:40
 Los Angeles Dangerfield (Kottan, Sibbald) 61:02

Defender John McGrane of Los Angeles, had an outstanding game, as did Aztec goalkeeper Bob Rigby, on this overcast June day at the Rose Bowl. Clyde Best was held to five shots and scored the only Portland goal. Former Timber Chris Dangerfield came up with 2 goals and 1 assist, plus Offensive Player of the game kudos, as Los Angeles rolled over the Timbers.

Timbers 1 Los Angeles 3

At Portland, August 12, Att: 12,367

	1	2	OT	TB	Final
Portland	1	0	-	-	1
Los Angeles	0	3	-	-	3

Scoring Summary

Portland Day (Anderson, Butler) 31:22
 Los Angeles Cruyff (unassisted) 63:32
 Los Angeles Rongen (Dangerfield) 78:00
 Los Angeles Wagner (Cruyff) 88:50

Graham Day's fourth goal of the year was the last time the Timbers would dent the net in 1979, as the Los Angeles Aztecs rallied for three second half goals to defeat Portland 3-1 in the season finale. Trailing 1-0 at the half, the Aztecs responded with goals by Johan Cruyff, Thomas Rongen, and Walter Wagner. Cruyff also assisted on Wagner's goal with 1:10 left to play.

Timbers 0 Minnesota 2

At Portland, April 14, Att: 6,244

	1	2	OT	TB	Final
Portland	0	0	-	-	0
Minnesota	1	1	-	-	2

Scoring Summary

Minnesota Moripe (Betts) 38:18
 Minnesota Ntsoelengoe (Penalty Kick) 82:50

With the Portland Timbers veterans honoring the NASL Players Association decision to strike, a group of amateur players from in and around the Northwest, donned Timber green to face a veteran crew of Kicks. Former Timbers Ray Martin, and Tony Betts, aided in giving Minnesota the go ahead goal. Reserve goalkeeper Jim Gorsek was unable to stop Minnesota goals by Louis Moripe and Ace Ntsoelengoe.

Timbers 1 Minnesota 2
At Bloomington, May 28, Att: 23,211

	1	2	OT	TB	Final
Portland	0	1	-	-	1
Minnesota	1	1	-	-	2

Scoring Summary

Minnesota Willey (Litt) 41:44
Minnesota Ntsoelengoe (Willey, Merrick) 52:38
Portland Brian Gant (Conway, Anderson) 67:52

Portland's second visit to Minnesota turned out to be just as unpleasant as the first. This was a make-up game that was rescheduled due to wet grounds May 10th. Alan Willey and Ace Ntsoelengoe gave Minnesota a 2-0 lead that turned out to be all the scoring the Kicks required. Brian Gant's goal at 67:52 brought the Timbers to within one.

Timbers 1 New York 2 (SO)
At Portland, May 26, Att: 18,254

	1	2	OT	TB	Final
Portland	1	0	0	4	1
New York	1	0	0	5	2

Scoring Summary

New York Liveric (Bogicevic, Marinho) 17:09
Portland Bain (Charles, Scullion) 24:30

Before the largest home crowd of the season at Civic Stadium, the Timbers forced the mighty New York Cosmos to overtime, and then to a heart-stopping 10-round shootout, before bowing 5 goals to 4 in the tie-breaker. The ten round shootout tied an all-time NASL record for the longest shootout in regular season play. John Bain's third goal of the season tied the score at 1-1, and ended all scoring in regulation time.

SHOOTOUT SCORING:

New York		Portland		
Vladislav Bogicevic	Save	Clive Charles		Goal
Dennis Tueart	Goal	John Bain		Goal
Terry Garbett	Goal	Jimmy Conway		Save
Giorgio Chinaglia	Save	Stewart Scullion		Goal
Carlos Alberto	Goal	Willy Anderson		Wide
				Right
Ricky Davis	Save	Alan Thompson		Save
Wim Rijsbergen	Save	Clyde Best		Save
Santiago Formoso	Goal	Brian Gant		Goal
Gary Etherington	Save	Graham Day		Save
Bobby Smith	Goal	Bruce Gant		Save

Timbers 1 New York 3
At Giant's Stadium, June 27, Att: 33,271

	1	2	OT	TB	Final
Portland	1	0	-	-	1
New York	3	0	-	-	3

Scoring Summary

New York Chinaglia (Tueart, Bogicevic) 8:15
Portland Brian Gant (Butler, Anderson) 11:35
New York Tueart (Rijsbergen, Liveric) 25:37
New York Tueart (Chinaglia) 28:34

Dennis Tueart led the 1978 NASL Champion Cosmos to their 14th straight victory at Giants Stadium before a crowd of 33,271. The Timbers, playing without the services of NASL Offensive Player of the Week, Jimmy Conway, who was out with an ankle injury, were held to just one goal by Brian Gant to tie the score at 1-1 at the 11:35 mark.

Timbers 0 Philadelphia 5
At Philadelphia, August 4, Att: 5,934

	1	2	OT	TB	Final
Portland	0	0	-	-	0
Philadelphia	2	3	-	-	5

Scoring Summary

Philadelphia Fidelia (Kremer, Lukic) 2:32
Philadelphia Fidelia (Manning, Robb) 43:48
Philadelphia Fidelia (Robb) 84:26
Philadelphia O'Brien (Kremer) 86:10
Philadelphia Fidelia ((O'Brien) 87:05

Four Pat Fidelia goals provided the required offensive punch for the Fury, as they handed the Timbers their fourth shutout of the season by a 5-0 count at the Vet. Portland trailed 2-0 after the first half, when an apparent Timber goal by Elson Seale was disallowed due to an offside call. The Fury responded with three more goals within a 2:34 span to close out the scoring in the high heat and humidity, of a Pennsylvania summer night.

Timbers 1 Rochester 2
 At Rochester, June 22, Att: 5,822

	1	2	OT	TB	Final
Portland	1	0	-	3	1
Rochester	0	1	-	4	2

Scoring Summary

Portland Conway (Best, Brian Gant) 17:31
 Rochester Fazlic (Penalty Kick) 60:48

Despite eleven saves by Timbers goalie Mick Poole, and a goal by NASL Player of the Week, Jimmy Conway, Portland lost 2-1 on a wet field at Rochester, New York. A late foul on Portland led to a penalty kick goal at 60:48, that forced the game into overtime, and eventually into the shootout. Rochester scored on 4 of 5 shootout attempts, while the Timbers connected for 3 of five.

SHOOTOUT SCORING:

Rochester		Portland	
Ibraim Silva	Goal	Clive Charles	Goal
Fred Grgurev	Left Post	John Bain	Goal
Jim Pollihan	Goal	Stewart Scullion	Wide Left
Pat Ercoli	Goal	Alan Thompson	Goal
Miralem Fazlic	Goal	Willie Anderson	Save

Timbers 2 San Diego 3 (SO)
 At Portland, April 8, Att: 12,017

	1	2	OT	TB	Final
Portland	2	0	0	0	2
San Diego	1	1	0	2	3

Scoring Summary

Portland Scullion (Anderson, Day) 18:03
 San Diego Charles (own goal) 29:25
 Portland Best (Anderson) 44:58
 San Diego Veee (unassisted) 53:15

An opening day home crowd of 12,017 watched as Stewart Scullion's half volley blast from 20 yards out gave Portland a 1-0 lead against the San Diego Sockers. Clive Charles replied for the Sockers by putting the ball in his own goal. Clyde Best put a shot past Sockers' goalie Alan Mayer to give the Timbers a 2-1 lead at the half. The second half's only goal resulted in a goal-mouth tangle between Mick Poole, Graham Day, and San Diego's Julie Veee. Portland was unable to penetrate Mayer in the shootout.

SHOOTOUT SCORING:

San Diego		Portland	
Laszlo Harsanyi	Save	Clive Charles	Save
Gert Wieczorkowski	Save	Jimmy Conway	Save
Walker McCall	Goal	Jimmy Conway	Wide Left
Bob Dogancic	Save	John Bain	Wide Left
Yilmaz Orhan	Goal		Left

Timbers 3 San Diego 5
 At San Diego, August 8, Att: 11,032

	1	2	OT	TB	Final
Portland	0	3	-	-	3
San Diego	1	4	-	-	5

Scoring Summary

San Diego Sanchez (Donnelly, Veee) 29:48
 Portland Bain (Butler, Brian Gant) 59:35
 Portland Day (Bain, Charles) 63:36
 San Diego Coker (unassisted) 64:40
 Portland Butler (Conway, Brian Gant) 68:30
 San Diego Sanchez (Coker, Willrich) 74:34
 San Diego Veee (Willrich, Lawson) 80:06
 San Diego Coker (Willrich, Cuellar) 87:15

Four second half San Diego goals, three of them within a 13-minute span late in the game, gave the Sockers a 5-3 win at San Diego Stadium. Dave Butler, Graham Day, and John Bain gave Portland a 3-2 lead with 22 minutes remaining in the game before the Sockers exploded late, to hand Portland their second loss in two tries against the San Diegans, in the final road game of the season.

Timbers 4 San Jose 3 (OT)
At San José, March 31, Att: 17,111

	1	2	OT	TB	Final
Portland	1	2	1	-	4
San Jose	3	0	0	1	3

Scoring Summary

San Jose Child (Etterich) 5:25
 San Jose Cohen (unassisted) 12:30
 San Jose Gersdorff (Etterich, Versen) 28:35
 Portland Brian Gant (Anderson) 34:13
 Portland Conway (Brian Gant, Charles) 60:40
 Portland Brian Gant (unassisted) 73:01
 Portland Seale (Bain) 103:20

Super Sub Elson Seale came off the bench to spark a dramatic 4-3 come from behind victory in the first regular season game of the year. Seale's goal which came 13:20 into overtime, capped off a Timber comeback that had the visitors trailing 3-0 at the 29:00 mark of the first half. Brian Gant's 2 goals, and 1 assist paced all Portland scoring.

Timbers 1 San Jose 2
At Portland, June 20, Att: 9,711

	1	2	OT	TB	Final
Portland	0	1	-	-	1
San Jose	0	2	-	-	2

Scoring Summary

Portland Conway (Bain, Mitchell) 70:38
 San Jose Ryan (Child) 74:34
 San Jose Etterich (Child) 85:40

Despite a disappointing loss, Timbers Captain Jimmy Conway turned in a fine effort with four shots, two on goal, and one for Portland's lone score of the game. Conway's goal was soon cancelled out, as a lagging Timber defense allowed two Paul Child assists to be converted into goals. It was the 9th loss on the season for the Timbers.

Timbers 1 Seattle 5
At Seattle, June 30, Att: 34,012

	1	2	OT	TB	Final
Portland	1	0	-	-	1
Seattle	1	4	-	-	5

Scoring Summary

Seattle Ryan (Penalty Kick) 17:00
 Portland Butler (Ayre) 21:00
 Seattle Smethurst (Hudson) 52:00
 Seattle Smethurst (unassisted) 66:00
 Seattle Ryan (Penalty Kick) 75:00
 Seattle Smethurst (Ryan) 81:00

Derek Smethurst's three goal hat-trick, and a brilliant performance by Seattle defender Ian Bridge, playing his first NASL game, beat the Timbers for the fifth straight time in Seattle. Bridge's defensive marking of Clyde Best, shut down the Timbers top scorer throughout the contest.

Timbers 2 Seattle 1
At Portland, June 9, Att: 12,175

	1	2	OT	TB	Final
Portland	1	1	-	-	2
Seattle	0	1	-	-	1

Scoring Summary

Portland Butler (Conway, Scullion) 37:06
 Portland Best (Scullion, Thompson) 53:27
 Seattle Crossley (unassisted)

Portland snapped a 4-game losing streak by edging the visiting Seattle Sounders 2-1, in the Rose Festival Cup Match before 12,175 fans at Civic Stadium. Forward Dave Butler scored his first goal in Timber green since coming to Portland from Seattle in late April. Butler's four yard shot off a corner kick gave the Timbers a 1-0 halftime lead. Clyde Best's seventh goal of the season on a 10-yard header made it 2-0 Timbers. Paul Crossley brought the Sounders to within 2-1, but it was not enough.

Timbers 3 Toronto 2 (SO)
At Portland, June 15, Att: 10,417

	1	2	OT	TB	Final
Portland	1	1	0	3	3
Toronto	1	1	0	1	2

Scoring Summary

Portland	Butler (Bain, Conway) 32:25
Toronto	Calvert (Gibbs) 40:48
Portland	Best (Bain) 57:33
Toronto	Lukacevic (Lorimer) 84:20

Dave Butler opened the scoring with a beautifully orchestrated goal off a Clyde Best cross, and John Bain turned on the magic as the Timbers tried for their seventh win of the season. Big Ivan "Luke" Lukacevic denied Portland a regulation time victory, but Mick Poole, "King of the Shootouts," made three saves while Clive Charles, John Bain, and Jimmy Conway scored three goals to achieve victory over the Blizzard.

SHOOTOUT SCORING:

Toronto		Portland	
Peter Lorimer	Save	Clive Charles	Goal
Jim Bone	Save	John Bain	Goal
Charlie Mitchell	Goal	Jimmy Conway	Goal
Cliff Calvert	Save		

Timbers 3 Toronto 2 (SO)
At Toronto, August 1, Att: 11,868

	1	2	OT	TB	Final
Portland	2	0	0	3	3
Toronto	0	2	0	2	2

Scoring Summary

Portland	Bain (Anderson, Charles) 20:40
Portland	Mitchell (Butler, Bain) 24:43
Toronto	Lorimer (Bone) 48:49
Toronto	Gibbs (Calvert, Lorimer) 78:17

The Timbers defeated the Toronto Blizzard for the second time by an identical 3-2 shootout score. Portland beat the Blizzard June 15th in a shootout, before duplicating the feat at Toronto's C.N.E. Stadium on the shores of Lake Ontario.

SHOOTOUT SCORING:

Toronto		Portland	
Charlie Mitchell	Save	Clive Charles	Goal
Ivan Lukacevic	Save	Jimmy Conway	Goal
Peter Lorimer	Goal	Clyde Best	High
Peter Roe	Goal	Alan Thompson	Goal
Sam Lenarduzzi	Save	John Bain	Goal

Timbers 4 Tulsa 3 (SO)
At Portland, May 5, Att: 9,159

	1	2	OT	TB	Final
Portland	2	1	0	3	4
Tulsa	1	2	0	2	3

Scoring Summary

Tulsa	Nish (unassisted) 16:48
Portland	Best (Bain, Stanley) 29:45
Portland	Conway (Best, Anderson) 39:10
Portland	Thompson (Bain, Anderson) 53:48
Tulsa	Davies (Earle, Woodward) 82:07
Tulsa	Hughes (unassisted) 84:37

On a cold, wet, Saturday night in Portland, it looked like the Timbers were going to ride roughshod over the Roughnecks after Clyde Best, Jimmy Conway, and Alan Thompson all scored after David Nish's free kick at 16:48. But it was not to be. Two late Tulsa goals resulted in a shootout. Mick Poole turned aside Steve Earle, the legend from Sheffield, Alan Woodward, and Roger Davies. John Bain, Clive Charles, and Jimmy Conway beat Tulsa goalie Colin Boulton for the Timber win.

SHOOTOUT SCORING:

Tulsa		Portland	
Steve Earle	Save	John Bain	Goal
David Nish	Goal	Clive Charles	Goal
Alan Woodward	Save	Jimmy Conway	Goal
Wayne Hughes	Goal	Brian Gant	Goal
Roger Davies	Save		

Timbers 1 Tulsa 0
At Tulsa, July 11, Att: 14,378

	1	2	OT	TB	Final
Portland	0	1	-	-	1
Tulsa	0	0	-	-	0

Scoring Summary

Portland Brian Gant (Bain, Best) 74:29

Brian Gant's 5th goal of the season with 15 minutes to play was all the offense the Timbers needed, as Mick Poole recorded his second shut-out of the year in a thrilling 1-0 Portland victory. Poole's 16th career goose-egg helped snap a 6-game Portland losing streak, and keep Portland's playoff hopes alive. Clyde Best hit a perfect through ball that Brian Gant picked up in full stride, and he blasted it by Tulsa goalie Gene Duchateau from 15 yards out into the upper right corner.

Timbers 1 Vancouver 2
At Vancouver, April 21, Att: 23,137

	1	2	OT	TB	Final
Portland	1	0	-	-	1
Vancouver	1	1	-	-	2

Scoring Summary

Vancouver Whymark (Valentine, Bolitho) 10:24
Portland Bain (unassisted) 37:45
Vancouver Whymark (Sammels, Hector) 76:24

Trevor Whymark's two goals highlighted a 2-1 Whitecap victory at Empire Stadium before 23,137 avid Vancouver fans. John Bain's unassisted bullet was Portlands only goal. The Defensive highlight of the game was Mick Poole's save of a Whymark penalty kick attempt at the 20:44 mark of the first half.

Timbers 2 Vancouver 3 (OT)
At Portland, July 28, Att: 12,727

	1	2	OT	TB	Final
Portland	1	1	0	-	2
Vancouver	0	2	1	-	3

Scoring Summary

Portland Mitchell (Butler, Day) 29:00
Vancouver Whymark (Ball) 60:05
Portland Mitchell (Best, Butler) 66:00
Vancouver B. Lenarduzzi (Ball) 81:20
Vancouver Ball (Parsons) 91:11

Alan Ball's goal, 1:11 into overtime, swiftly ended Portland's upset hopes before 12,727 Civic Stadium fans. Dale Mitchell provided all the Timbers offensive punch by scoring two goals, giving the former Whitecap four goals in the last three games. Dave Butler added two assists for Portland, while Vancouver's Ball figured in all three Whitecap tallies.

Timbers 0 Washington 1
At Portland, July 4, Att: 17,613

	1	2	OT	TB	Final
Portland	0	0	-	-	0
Washington	0	1	-	-	1


Scoring Summary

Washington Marcantonio (unassisted) 46:00

Carmen Marcantonio scored on a 13-yard left footed shot, his first NASL goal in four years, as the visiting Diplomats handed the Timbers a 1-0 loss before 17,613 who watched an awesome fireworks display after the game. The Timbers playing again without Jimmy Conway, and defensive standout Alan Thompson, were unable to capitalize on an injury-riddled Washington team. A possible equalizing goal by Stewart Scullion with just 2:08 to play, was called back on the offside.

RADIO TELEVISION

Greg Flakus



KYXI 1520

Returning this year to handle all 33 games on Portland radio station KYXI (1520) with the play-by-play, will be Greg Flakus. Greg is a native of Portland and graduated with a degree in journalism from the University of Oregon. He worked as sports director of KPUG-72 in Bellingham, WA, following his graduation.

Jimmy Jones



KPTV 12

The Portland Area soccer fans will view eight road games over KPTV-12 television with veteran play-by-play announcer Jimmy Jones calling the action. Jones, who is the television voice of the N.B.A. Portland Trailblazers, handled Timbers telecasts over KPTV-12 in 1976, 1977 and 1978.

NASL DIRECTORY

Atlanta Chiefs

P.O. Box 5015, Atlanta GA. 30302
Phone: (404) 577-5425
Vice-President: Terry Hanson
Head Coach: Dan Wood
Public Relations Director: Mike Oglesby
Stadium: Atlanta-Fulton County Stadium
Capacity: 52,522
Surface: Grass, Dimensions: 75x115



California Surf

P.O. Box 4449, Anaheim, CA. 92803
Phone: (714) 634-8326
General Manager: William Dawson
Head Coach: Peter Wall
Public Relations Director: Lolly Keys
Stadium: Anaheim Stadium
Capacity: 72,000
Surface: Grass, Dimensions: 70x110



Chicago Sting

333 N. Michigan Ave., Suite 1525, Chicago, Ill. 60601
Phone: (312) 558-5425
President: Lee Stern
Head Coach: Willy Roy
Public Relations Director:
Michael Haggerty
Stadium: Wrigley Field (37,741), Comiskey
Park (45,500)
Surfaces: Grass, Dimensions: 70x105



Dallas Tornado

6116 N. Central Expressway, Suite 333, Dallas,
TX. 75206
Phone: (214) 750-0900
General Manager: Kent Kramer
Head Coach: Al Miller
Public Relations Director: Thom Meredith
Stadium: Texas Stadium
Capacity: 65,101
Surface: Astro turf



Detroit Express

1200 Featherstone Rd., Pontiac, MI. 48057
Phone: (313) 338-9100
Director of Operations: Glyn Carver
Head Coach: Ken Furphy
Public Relations Director:
Sharon Simmons
Stadium: Silverdome
Capacity: 81,000
Surface: Astro turf, Dimensions: 70x110



Edmonton Drillers

10039 Jasper Ave. Room 200, Edmonton, Alberta,
Canada T5J 1T4
Phone: (403) 428-8989
Vice President: Graham Legget
Head Coach: Timo Liekoski
Public Relations Director: John Short/
Dennis Troughton
Stadium: Commonwealth Stadium
Capacity: 42,500
Surface: Grass, Dimensions: 72x110



Ft. Lauderdale Strikers

1350 NE 56th Street, Ft. Lauderdale, FL 33334

Phone: (305) 491-5140

General Manager: Bob Lemieux

Head Coach: Cor Van Der Hart

Public Relations Director:
Steve Unger

Stadium: Lockhart Stadium

Capacity: 19,600

Surface: Grass, Dimensions: 66x110



Houston Hurricane

P.O. Box 27229, Houston, TX. 77027

Phone: (713) 960-8326

General Manager: Hans Von Mende

Head Coach: Eckhard Krautzun

Public Relations Director: Diane Olson

Stadium: Astrodome

Capacity: 50,000

Surface: Astro turf, Dimensions: 76x102



Los Angeles Aztecs

777 Rose Bowl Drive, Pasadena, CA. 91103

Phone: (213) 681-6336

President: Danny Villanueva

Head Coach: Rinus Michels

Public Relations Director: Scott Piazza

Stadium: Rose Bowl

Capacity: 104,699

Surface: Grass, Dimensions: 72x110



Memphis Rogues

2200 Union Ave., Memphis, TN. 38104

Phone: (901) 274-7861

General Manager: Rudi Schiffer

Head Coach: Charlie Cooke

Public Relations Director: Phil Stukenborg

PR Home Phone: (901) 386-7167

Stadium: Liberty Bowl

Capacity: 50,180

Surface: Grass, Dimensions: 110x60

Pressbox Phone: (901) 276-1406



Minnesota Kicks

7200 France Ave. So. Suite 128,

Minneapolis, MN 55435

Phone: (612) 831-8871

President: Freddie Goodwin

Head Coach: Roy McCrohan

Public Relations Director:
Dave Ferroni

Stadium: Metropolitan Stadium

Capacity: 46,479

Surface: Grass, Dimensions: 72x100



New England Tea Men

36 Mechanic Street, Foxboro,

MA 02035

Phone: (617) 543-6100

General Manager: Robert Keating

Head Coach: Noel Cantwell

Public Relations Director: Vince Casey

Stadium: Schaefer Stadium

Capacity: 61,279

Surface: Superturf, Dimensions: 70x110



New York Cosmos

75 Rockefeller Plaza, New York, N.Y. 10019
Phone: (212) 265-7315
General Manager: Krikor Yepremian
Head Coach: Hennes Weisweiler
Public Relations Director: Mark Brickley
Stadium: Giants Stadium
Capacity: 76,891
Surface: Astro turf, Dimensions: 70x110



Philadelphia Fury

Broad St. & Pattison Ave., Philadelphia, PA. 19148
Phone: (215) 755-5400
General Manager: Tom Fleck
Head Coach: Eddie Firmani
Public Relations Director: Carole Jarden
Stadium: Veterans Stadium
Capacity: 56,000
Surface: Astro turf, Dimensions: 68x102



Portland Timbers

910 SW 18th Ave., Portland, OR. 97205
Phone: (503) 226-4628
General Manager: Peter Warner
Head Coach: Don Megson
Public Relations Director: Jim Finks, Jr.
Stadium: Portland Civic Stadium
Capacity: 27,500 (35,000 w/bleachers)
Surface: Superturf, Dimensions: 72x110



Rochester Lancers

812 Wilder Building, Rochester, N.Y. 14614
Phone: (716) 232-2420
General Manager: Harry Abraham
Head Coach: Ray Klivecka
Public Relations Director: Wayne Fuller
Stadium: Holleder Memorial Stadium
Capacity: 20,000
Surface: Grass, Dimensions: 67x120



San Diego Sockers

9449 Friars Rd., San Diego, CA. 92108
Phone: (714) 280-4625
General Manager: Fred Whitacre
Head Coach: Hubert Vogelsinger
Public Relations Director: Bill Hanson
Stadium: San Diego Stadium
Capacity: 50,000
Surface: Grass, Dimensions: 75x112



San Jose Earthquakes

2025 Gateway Place 272, San Jose, CA. 95110
Phone: (408) 998-5425
General Manager: John Carbray
Head Coach: Bill Foulkes
Public Relations Director:
Steve Des Georges
Stadium: Spartan Stadium
Capacity: 18,000
Surface: Grass, Dimensions: 67x105



Seattle Sounders

419 Occidental Ave. S., Seattle, WA. 98104
Phone: (206) 628-3551
President: Jack Daley
Head Coach: Alan Hinton
Public Relations Director: Norm Bobrow
Stadium: Kingdome
Capacity: 64,000
Surface: Astroturf, Dimensions: 70x110



Tampa Bay Rowdies

1311 N. Westshore Blvd. Suite 109, Tampa FL. 33607
Phone: (813) 870-1122
General Manager:
Charles Serendnesky, Jr.
Head Coach: Gordon Jago
Public Relations Director:
Marcia Schallert
Stadium: Tampa Stadium
Capacity: 71,600
Surface: Grass, Dimensions: 68x120



Toronto Blizzard

95 Barber Greene Road, Don Mills, Ontario,
Canada M3C 3E9
Phone: (416) 446-5570
President: Clive Toye
Head Coach: Keith Eddy
Public Relations Director: James Gray
Stadium: Exhibition Stadium
Capacity: 54,472
Surface: Artificial, Dimensions: 72x110



Tulsa Roughnecks

Mail: P.O. Box 35190, Tulsa, OK. 74135
Office: 6243 East 61 Tulsa, OK. 72315
Phone: (918) 494-4625
General Manager: Noel Lemon
Head Coach: Charlie Mitchell
Public Relations Director: Chip Namias
Stadium: Skelly Stadium
Capacity: 41,000
Surface: Astroturf, Dimensions: 70x110



Vancouver Whitecaps

3683 East Hastings St., Vancouver, B.C.,
Canada V5K 2B1
Phone: (604) 291-8811
General Manager: Tony Waiters
Head Coach: Bob McNab
Public Relations Director: Gord Couling
Stadium: Empire Stadium
Capacity: 32,250
Surface: Tartan, Dimensions: 75x110



Washington Diplomats

NE 22nd & E. Capital Sts., Washington, D.C. 20003
Phone: (202) 544-5425
General Manager: Andy Dolich
Head Coach: Gordon Bradley
Public Relations Director: Jim Trecker
Stadium: R.F.K. Memorial Stadium
Capacity: 55,000
Surface: Grass, Dimensions: 70x100



North American Soccer League Directory

1133 Ave. of the Americas
 Suite 3500
 New York, N.Y. 10036
 Phone: (212) 575-0066
 Telex No.: 12-6705
 PROSOCCER NYK



Commissioner Phil Woosnam
 Director of Operations Ted Howard
 Assistant Director of Operations Peter Ruocco
 Director of Public Relations Chuck Adams
 Research/Statistics Mal Karwoski
 Director of Officials Keith Walker

NASL Marketing

President: Steve Caspers
 Vice-President Club Marketing: Marty Rotberg
 Director of Mktg. Administration: Steve Seeburger
 Vice-President Licensing: Dick Colce

1980 ABC/NASL Television Schedule



Sun. April 6	NASL Soccer Special	11:00-12:00 PM
Sun. May 18	Vancouver at Tampa Bay	11:00-1:30 PM
Sun. May 25	Detroit at Minnesota	11:00-1:30 PM
Sun. June 1	New York at Washington	11:00-1:30 PM
Sun. June 8	Tampa Bay at Ft. Lauderdale	11:00-1:30 PM
Sun. June 22	Los Angeles at Toronto	12:30-3:00 PM
Sun. June 29	New York at Vancouver	12:30-3:00 PM
Sat. Aug. 30	NASL Playoff	11:00-2:00 PM
Sat. Sept. 6	NASL Playoff Hi-Lites	TBA
Sat. Sept. 13	NASL Playoff Hi-Lights	TBA
Sun. Sept. 21	Soccer Bowl '80	9:30 AM - Conc. Pacific Time

NASL RULES

- a) interfering with play or with an opponent, or
- b) seeking to gain an advantage by being in that position.

A player shall not be declared offside by the Referee:

- a) merely because of his being in an offside position, or
- b) if he receives the ball, direct, from a goal kick, a corner kick, a throw-in, or when it has been dropped by the Referee.

If a player is declared offside, the Referee shall award an indirect free kick, which shall be taken by a player of the opposing team from the place where the infringement occurred, unless the offense is committed by a player in his opponent's goal area, in which case, the free kick shall be taken from a point anywhere within that half of the goal area in which the offense occurred.

Note: This is the Traditional Rule. In 1973 the NASL introduced a "Blue Line" concept with a line drawn the width of the field 35 yards from each goal (see diagram). Under the new rule an attacking player is not offside until he is within 35 yards of his opponent's goal rather than midfield, as under the Traditional Rule.

Rule 12 — Fouls and Misconduct. A player who intentionally attempts to or actually: (a) kicks, (b) trips, (c) jumps at, (d) charges violently, (e) charges from behind, (f) strikes, (g) holds or (h) pushes an opponent, or (i) intentionally handles the ball shall be penalized by a direct free kick. Any one of these nine offenses committed in the penalty area by a defender will result in the awarding of a penalty kick to the offensive team.

A player committing less flagrant violations such as offside, dangerous plays, obstruction or ungentlemanly conduct will be penalized by an indirect free kick.

Rule 13 — Free Kicks. Are classified into two categories: "Direct" (from which a goal can be scored directly against the offending side) and "Indirect" (from which a goal cannot be scored unless the ball has been touched by a player other than the kicker before entering the goal).

For all free kicks the offending team must be at least 10 yards from the ball until it is kicked.

Rule 14 — Penalty Kick. A direct free kick taken at the penalty mark. All players except the player taking the kick and the goalkeeper must stay outside the penalty area and at least 10 yards from the ball (hence the arc at edge of penalty area).

Rule 15 — Throw in. When the ball has wholly crossed the touchline it is put back into play by a throw in from the spot where it went out and by a player from the opposite team that last touched it. A goal cannot be scored directly from a throw in.

Rule 16 — Goal Kick. When the ball has wholly crossed the goal line after being last touched by a player from the attacking team, it is put back into play by a kick from the goal area by the defending team.

Rule 17 — Corner Kick. When the ball has wholly crossed the goal line after being last touched by a player from the defending team, it is put back into play by a kick from the corner on the side the ball went out by the attacking team.

Glossary of Soccer Terms

Center — to pass the ball from a wide position on the field into the penalty area.

Charging — pushing the opponent off balance legally by shoulder to shoulder contact.

Clear — a throw or kick by the goalkeeper or a kick by the defender in an attempt to get the ball away from the goal area.

Cross — same type of pass as center.

Defender — primarily a defensive player who assists the goalkeeper in protecting the goal.

Dribble — a way of advancing the ball past defenders by a series of short taps with one or both feet.

Forward — primarily an attacking player whose responsibility is to create and score goals.

Goalkeeper — the last line of defense. The only player who can use his hands within the field of play. He is limited to using his hands only within the penalty area.

Half-Volley — kicking the ball just as it is rebounding off the ground.

Hands — illegal act of *intentionally* touching the ball with the hands or arms.

Heading — a method of scoring, passing and controlling the ball by making contact with the head.

Linkman — another name for midfielder.

Lob — a high, soft kick taken on the volley, lifting the ball over the heads of the opponents.

Marking — guarding an opponent.

Midfielder — both an offensive and defensive player who is primarily responsible for linking the forwards and defenders.

Obstructing — preventing the opponent from going around a player by standing in his path.

Overlap — the attacking play of a defender going down the touchline past his own winger.

Pitch — another name for the field of play.

Save — the goalkeeper stopping an attempted goal by catching or deflecting the ball away from the goal.

Screen — retaining possession and protecting the ball by keeping your body between the ball and opponent.

Shootout — the tie-breaking procedure used in NASL games when teams are tied after playing two sudden death overtime periods. Teams take five alternating shootout attempts at opposing goalkeepers in a one-on-one situation.

Sliding Tackle — attempting to take the ball away from the opponent by sliding on the ground.

Striker — a central forward position in the team with a major responsibility for scoring goals.

Sweeper — a defender who roams either in front of or behind the defender line to pick up stray passes.

Tackling — attempting to or taking the ball away from an opponent when both players are playing the ball with their feet.

Trap — controlling a ball passed close to the player by means of the feet, thighs or chest.

Volley — kicking the ball while it is in flight.

Wall Pass — a pass to a teammate followed by a first time return pass on the other side of the opponent (give and go).

Wing — an area of the field near the touchline.

Winger — name given to the right and left outside forwards.

4-3-3 — the player formation most used today (a goalkeeper, four defenders, three midfielders, three forwards).

4-2-4 — most used alternative formation to the 4-3-3 (a goalkeeper, four defenders, two midfielders and four forwards).

NASL Tiebreaker Procedure/ The Shootout

NASL games which are tied at the end of regulation play will be extended by 15 minutes of "sudden death" overtime (two 7½-minute periods). A flip of the coin will decide which team will kick off. The first team to score a goal, either from the field or by a penalty kick, wins the game.

If the game remains tied at the end of the second overtime period, the outcome will be decided by The Shootout which involves players on each team challenging the opposing goalkeeper in a one-on-one situation.

The visiting team will kick first and each team will take five chances in alternate order. Attacking players will start with the ball on the 35-yard line and must take their shot within five seconds. Goalkeepers have no movement restrictions within the five-second period in accordance with normal rules of play.

The kicks shall be ended when one team has achieved an insurmountable advantage, such as scoring on its first three kicks while their opponents miss their first three.

If the teams remain tied after the prescribed five attempts, they shall continue to take alternate kicks until one has scored more than the other after an equal number of attempts. Only players in the game at the end of the second overtime period shall be eligible to take such kicks except that each team may substitute for its goalkeeper at any time during the Shootout. Such a substitute may be selected from any of the players included on a team's official line-up card submitted prior to the start of the game. However, once a goalkeeper has been substituted for, he may not be reinstated. Goalkeepers shall not take kicks. No player may take a second kick until all other eligible members of his team have done so, at which time they shall continue in any order the team may wish, i.e., they do not have to kick in the same rotation.

1979 Final Regular Season Standings*

National Conference

Eastern Division

	GP	W	L	GF	GA	BP	TP
New York	30	24	6	84	52	72	216
Washington	30	19	11	68	50	59	172
Toronto	30	14	16	52	65	49	133
Rochester	30	15	15	43	57	42	132

Central Division

Minnesota	30	21	9	67	48	58	184
Dallas	30	17	13	53	51	50	152
Tulsa	30	14	16	61	56	55	139
Atlanta	30	12	18	59	61	49	121

Western Division

Vancouver	30	20	10	54	34	52	172
Los Angeles	30	18	12	62	47	54	162
Seattle	30	13	17	58	52	47	125
Portland	30	11	19	50	75	46	112

American Conference

Eastern Division

Tampa Bay	30	19	11	67	46	55	169
Ft. Lauderdale	30	17	13	75	65	63	165
Philadelphia	30	10	20	55	60	51	111
New England	30	12	18	41	56	38	110

Central Division

Houston	30	22	8	61	46	55	187
Chicago	30	16	14	70	62	63	159
Detroit	30	14	16	61	56	49	133
Memphis	30	6	24	38	74	37	73

Western Division

San Diego	30	15	15	59	55	50	140
California	30	15	15	53	56	50	140
Edmonton	30	8	22	43	78	40	88
San Jose	30	8	22	41	74	38	86

GP—Games Played

W—Won

L—Lost

GF—Goals For

GA—Goals Against

BP—Bonus Points

TP—Total Points

*Total Points—Win—6 Pts., Loss—0 Pts.

Bonus points: one point is awarded for each goal scored up to a maximum of three per team per game.

1980 NASL Standing Points System

Each winning team will be awarded six points toward its NASL season standings. No points will be given for a loss. Winners and losers will receive one point in the standings for each goal scored during the regulation 90 minutes, with a maximum of three such bonus points awarded per team per game. No bonus points will be awarded for goals scored in overtime or the Shootout. Winning teams who score three or more goals in the game will receive nine points in the league standings. Losing teams can get no more than three points (for three or more goals) in the standings.

National Conference Statistics

Leading Scorers	GP	G	A	TP
Giorgio Chinaglia, New York	27	26	5	57
Jeff Bourne, Atlanta	29	18	15	51
Alan Willey, Minnesota	29	21	7	49
Dennis Tueart, New York	27	16	16	48
Johan Cruyff, Los Angeles	23	13	16	42
Alan Green, Washington	23	16	9	41
Willie Lippens, Dallas	25	15	7	37
Kevin Hector, Vancouver	25	15	6	36
Ron Futcher, Minnesota	24	14	7	35
Wayne Hughes, Tulsa	29	12	9	33

Leading Goalkeepers*	GP	Min.	Sv	GA	SH	GAA
Phil Parkes, Vancouver	29	2705	100	29	7	0.96
Victor Nogueira, Atlanta	17	1432	82	20	5	1.26
Mike Ivanow, Seattle	28	2517	151	39	2	1.39
Bill Irwin, Washington	28	2603	134	42	4	1.45
Colin Boulton, LA/Tulsa	30	2746	109	49	7	1.60
Tino Lettieri, Minnesota	16	1378	91	25	2	1.63
Shep Messing, Rochester	29	2707	187	50	4	1.662
Alex Stepney, Dallas	28	2597	134	48	6	1.663
Blagoje Tamindzic, Toronto	23	2151	140	40	4	1.67
Mick Poole, Portland	29	2736	178	70	2	2.30

American Conference Statistics

Leading Scorers	GP	G	A	TP
Oscar Fabbiani, Tampa Bay	26	25	8	58
Gerd Mueller, Ft. Lauderdale	25	19	17	55
David Robb, Philadelphia	30	16	20	52
Karl-Heinz Granitz, Chicago	30	20	10	50
Teofilo Cubillas, Ft. Lauderdale	30	16	18	50
Laurie Abrahams, Calif./Tulsa	25	18	9	45
Peter Ressel, Chicago	28	10	18	38
Trevor Francis, Detroit	14	14	8	36
Keith Furphy, Detroit	30	14	8	36
Rodney Marsh, Tampa Bay	23	11	14	36

Leading Goalkeepers*	GP	Min.	Sv	GA	SH	GAA
Zeljko Bilecki, Tampa Bay	17	1549	93	22	5	1.28
Paul Hammond, Houston	29	2705	213	44	6	1.46
Volkmar Gross, SD/Minn.	24	2132	137	38	6	1.60
Kevin Keelan, New England	25	2234	133	40	6	1.61
Bob Rigby, Phil./LA	28	2532	142	49	6	1.74
Dave Jokerst, California	23	1958	127	38	2	1.75
Keith Van Eron, Philadelphia	21	1831	125	36	4	1.76
Jim Brown, Detroit	28	2593	151	51	6	1.770
Alan Mayer, San Diego	21	1880	120	37	4	1.771
Arnie Mausser, Ft. Lauderdale	29	2637	193	58	3	1.98

GP—Games Played

Sv—Saves

G—Goals

GA—Goals-Against

A—Assists

SH—Shutouts

TP—Total Points

GAA—Goals-Against Average

Min.—Minutes

*(Need 1350 minutes to qualify)

NASL Leading Scorers

	GP	G	A	TP
Oscar Fabbiani, Tampa Bay	26	25	8	58
Giorgio Chinaglia, New York	27	26	5	57
Gerd Mueller, Ft. Lauderdale	25	19	17	55
David Robb, Philadelphia	30	16	20	52
Jeff Bourne, Atlanta	29	18	15	51
Karl-Heinz Granitza, Chicago	30	20	10	50
Teofilo Cubillas, Ft. Lauderdale	30	16	18	50
Alan Willey, Minnesota	29	21	7	49
Dennis Tueart, New York	27	16	16	48
Laurie Abrahams, Calif./Tulsa	25	18	9	45

NASL Leading Goalkeepers*

	GP	Min.	Sv	GA	SH	GAA
Phil Parkes, Vancouver	29	2705	100	29	7	0.96
Victor Nogueira, Atlanta	17	1432	82	20	5	1.26
Zeljko Bilecki, Tampa Bay	17	1549	93	22	5	1.28
Mike Ivanow, Seattle	28	2517	151	39	2	1.39
Bill Irwin, Washington	28	2603	134	42	4	1.45
Paul Hammond, Houston	29	2705	215	44	6	1.46
Volkmar Gross, SD/Minn.	24	2132	137	38	6	1.604
Colin Boulton, LA/Tulsa	30	2746	109	49	7	1.605
Kevin Keelan, New England	25	2234	133	40	6	1.61
Tino Lettieri, Minnesota	16	1378	95	25	2	1.63

GP—Games Played

Sv—Saves

G—Goals

GA—Goals-Against

A—Assists

SH—Shutouts

TP—Total Points

GAA—Goals-Against Average

Min.—Minutes

(*Goalkeepers need 1350 minutes to qualify)

Playoff Structure

The playoff structure of the NASL reflects the size and competitive level of the League. Under the system, 16 teams will qualify — the top two in each division as well as two wildcards from each Conference. Wildcard teams will be entered solely on the basis of total points in the final standings.

1980 Playoff Dates

Tues.-Thurs.	Aug. 26-28	Conference Quarter-Finals (First Round)
Fri.-Mon.	Aug. 29- Sept. 1	Conference Quarter-Finals (Second Round)
Tues.-Thurs.	Sept. 2-4	Conference Semi-Finals (First Round)
Fri.-Mon.	Sept. 5-8	Conference Semi-Finals (Second Round)
Tues.-Thurs.	Sept. 9-11	Conference Championships (First Round)
Fri.-Mon.	Sept. 12-15	Conference Championships (Second Round)
Sun.	Sept. 21	Soccer Bowl-80, RFK Stadium Washington, D.C.

Playoffs will progress within Conferences to produce an American and National representative for the Soccer Bowl.

Following is the manner in which teams will qualify and be paired for the Conference Quarter-Finals:

American Conference

- A1-Division winner with most points
- A2-Division winner with 2nd most points
- A3-Division winner with fewest points
- A4-2nd place team with most points
- A5-2nd place team with 2nd most points
- A6-2nd place team with fewest points
- A7-Wildcard team with most points
- A8-Wildcard team with fewest points

National Conference

- N1-Division winner with most points
- N2-Division winner with 2nd most points
- N3-Division winner with fewest points
- N4-2nd place team with most points
- N5-2nd place team with 2nd most points
- N6-2nd place team with fewest points
- N7-Wildcard team with most points
- N8-Wildcard team with fewest points

Conference Quarter-Final Pairings

1st Round

- A1 at A8
- A2 at A7
- A3 at A6
- A4 at A5
- N1 at N8
- N2 at N7
- N3 at N6
- N4 at N5

2nd Round

- A8 at A1
- A7 at A2
- A6 at A3
- A5 at A4
- N8 at N1
- N7 at N2
- N6 at N3
- N5 at N4

Home and home series will be played in the quarter-finals, semi-finals and conference championships. The first round of the semi-finals and conference championship series will have the team with the least points hosting the team with the most points. The team with the most points will host the second game of each series.

The NASL Championship, Soccer Bowl, is one game.

NASL Alignment

National Conference

Eastern Division

- Toronto Blizzard (Exhibition Stadium)
- Rochester Lancers (Hollerder Stadium)
- New York Cosmos (Giants Stadium)
- Washington Diplomats (RFK Stadium)

Central Division

- Minnesota Kicks (Metropolitan Stadium)
- Tulsa Roughnecks (Skelly Stadium)
- Atlanta Chiefs (Atlanta-Fulton County Stadium)
- Dallas Tornado (Texas Stadium)

Western Division

- Vancouver Whitecaps (Empire Stadium)
 - Seattle Sounders (Kingdome)
 - Portland Timbers (Portland Civic Stadium)
 - Los Angeles Aztecs (Rose Bowl)
-

American Conference

Eastern Division

New England Tea Men (Schaefer Stadium)
Philadelphia Fury (Veterans Stadium/Franklin Field)
Tampa Bay Rowdies (Tampa Stadium)
Ft. Lauderdale Strikers (Lockhart Stadium)

Central Division

Detroit Express (Pontiac Silverdome)
Chicago Sting (Wrigley Field/Comiskey Park)
Memphis Rogues (Liberty Bowl)
Houston Hurricane (Astrodome)

Western Division

Edmonton Drillers (Commonwealth Stadium)
San Jose Earthquakes (Spartan Stadium)
California Surf (Anaheim Stadium)
San Diego Sockers (San Diego Stadium)

Formula for Breaking Standings Ties for Playoff Positions

An eight-step procedure is used to determine the order of finish in regular season play if there are any ties that exist in the point totals. The order of finish within a division is determined as follows:

- a. greatest number of points determined by the NASL point system
- b. greatest number of points; accrued by results only (i.e., no bonus points)
- c. the greater goal difference (goals for minus goals against)
- d. the most outright wins (i.e., no overtime, no shootout wins)
- e. the greater number of goals scored
- f. procedures a thru c applied to road games only
- g. procedures a thru c applied to home games only
- h. coin toss

Playoff Results

Conference Quarter Finals

American Conference

Aug 14 at Philadelphia—Philadelphia 2, Houston 1 (3,337)
Aug 20 at Houston—Philadelphia 2, Houston 1 (7,530)
Aug 15 at Detroit—Tampa Bay 1, Detroit 0 (21,539)
Aug 19 at Tampa Bay—Tampa Bay 3, Detroit 1 (27,210)
Aug 15 at Chicago—Chicago 2, Ft. Lauderdale 0 (10,019)
Aug 18 at Ft. Lauderdale—Chicago 1, Ft. Lauderdale 0 (13,691)
Aug 16 at California—San Diego 4, California 2 (8,460)
Aug 18 at San Diego—San Diego 7, California 2 (10,225)

National Conference

Aug 15 at Dallas—Vancouver 3, Dallas 2 (8,819)
Aug 18 at Vancouver—Vancouver 2, Dallas 1 (30,328)
Aug 15 at Los Angeles—Los Angeles 3, Washington 1 (12,042)
Aug 19 at Washington—Los Angeles 4, Washington 3 (OT) (14,802)

Aug 15 at Tulsa—Tulsa 2, Minnesota 1 (OT)	(14,105)
Aug 19 at Minnesota—Tulsa 2, Minnesota 1 (OT)	(28,996)
Aug 16 at Toronto—New York 3, Toronto 1	(30,365)
Aug 19 at New York—New York 2, Toronto 0	(46,531)

Conference Semi-Finals

American Conference

Aug 23 at Philadelphia—Tampa Bay 3, Philadelphia 2 (SO)	(10,395)
Aug 25 at Tampa Bay—Tampa Bay 1, Philadelphia 0	(21,112)
Aug 22 at San Diego—San Diego 2, Chicago 0	(11,367)
Aug 25 at Chicago—San Diego 1, Chicago 0	(15,379)

National Conference

Aug 22 at Los Angeles—Los Angeles 3, Vancouver 2 (SO)	(21,213)
Aug 25 at Vancouver—Vancouver 1, Los Angeles 0	
Mini-game: Vancouver 1, Los Angeles 0	(32,375)
Aug 23 at Tulsa—Tulsa 3, New York 0	(26,011)
Aug 26 at New York—New York 3, Tulsa 0	(76,031)
Mini-game: New York 3, Tulsa 1	

Conference Championships

American Conference

Aug 30 at San Diego—San Diego 2, Tampa Bay 1	(20,267)
Sept 2 at Tampa Bay—Tampa Bay 3, San Diego 2 (SO)	
Mini-game: Tampa Bay 1, San Diego 0	(38,766)

National Conference

Aug 29 at Vancouver—Vancouver 2, New York 0	(32,875)
Sept 1 at New York—New York 3, Vancouver 2 (SO)	
Mini-game: Vancouver 1, New York 0 (SO)	(44,109)

Soccer Bowl-79

Sept 8 at Giants Stadium—Vancouver 2, Tampa Bay 1	(50,699)
---	----------

1980 North American Soccer League Schedule

Day	Date	Opponents	Time*		
Saturday	March 29	Washington at Tampa Bay	8:00 p.m.		
		Atlanta at Dallas	8:00 p.m.		
		Ft. Lauderdale at Memphis	7:30 p.m.		
		Tulsa at Houston	7:30 p.m.		
		California at Vancouver	8:00 p.m.		
		Detroit at Seattle	7:30 p.m.		
Saturday	April 5	Philadelphia at Tampa Bay	8:00 p.m.		
		Toronto at Ft. Lauderdale	8:00 p.m.		
		New England at Atlanta	7:30 p.m.		
		Washington at Tulsa	7:00 p.m.		
		Minnesota at Dallas	8:00 p.m.		
		Memphis at Detroit	7:30 p.m.		
		New York at Houston	7:30 p.m.		
		California at Seattle	7:30 p.m.		
		San Jose at Los Angeles	7:30 p.m.		
		Vancouver at San Diego	7:30 p.m.		
		Wednesday	April 9	New York at Ft. Lauderdale	8:00 p.m.
				Chicago at Tampa Bay	8:00 p.m.
Saturday	April 12	Rochester at Ft. Lauderdale	8:00 p.m.		
		Toronto at Atlanta	7:30 p.m.		
		California at Tulsa	8:00 p.m.		
		Houston at Dallas	8:00 p.m.		
		New England at Detroit	7:30 p.m.		
		San Diego at Memphis	7:30 p.m.		
		Seattle at Vancouver	8:00 p.m.		
		Portland at Los Angeles	7:30 p.m.		
		Edmonton at San Jose	8:00 p.m.		

Day	Date	Opponents	Time*
Sunday	April 13	Minnesota at New York	2:30 p.m.
		Philadelphia at Washington	2:30 p.m.
Saturday	April 19	Ft. Lauderdale at New England	2:30 p.m.
		Memphis at Philadelphia	2:00 p.m.
		Tulsa at Detroit	7:30 p.m.
		Atlanta at Chicago (C)	2:30 p.m.
		Edmonton at Houston	7:30 p.m.
		Minnesota at Vancouver	8:00 p.m.
		Seattle at San Jose	8:00 p.m.
		Portland at California	7:30 p.m.
		Los Angeles at San Diego	7:30 p.m.
Sunday	April 20	Rochester at Toronto	2:30 p.m.
		Tampa Bay at New York	2:30 p.m.
		Dallas at Washington	2:30 p.m.
Wednesday	April 23	Minnesota at Chicago (C)	7:30 p.m.
		Ft. Lauderdale at California	7:30 p.m.
Saturday	April 26	Rochester at Tampa Bay	8:00 p.m.
		New York at Tulsa	8:00 p.m.
		Philadelphia at Dallas	8:00 p.m.
		Atlanta at Memphis	7:30 p.m.
		Detroit at Portland	7:30 p.m.
		Vancouver at Los Angeles	7:30 p.m.
		Seattle at California	7:30 p.m.
		Ft. Lauderdale at San Diego	7:30 p.m.
Sunday	April 27	Washington at Toronto	2:30 p.m.
		San Jose at Edmonton	2:30 p.m.
Monday	April 28	Memphis at New England	7:30 p.m.
Wednesday	April 30	Chicago at Philadelphia	7:30 p.m.
		Portland at Seattle	7:30 p.m.
		San Diego at San Jose	8:00 p.m.
Saturday	May 3	Toronto at New England	2:30 p.m.
		Houston at Ft. Lauderdale	8:00 p.m.
		Minnesota at Atlanta	7:30 p.m.
		Chicago at Vancouver	8:00 p.m.
		San Jose at Seattle	7:30 p.m.
		Tampa Bay at Portland	7:30 p.m.
		Tulsa at Los Angeles	7:30 p.m.
		Memphis at San Diego	7:30 p.m.
Sunday	May 4	Philadelphia at Rochester	3:00 p.m.
		Dallas at New York	2:30 p.m.
		California at Washington	5:00 p.m.
		Detroit at Edmonton	2:30 p.m.
Wednesday	May 7	Chicago at Atlanta	7:30 p.m.
		Tampa Bay at Edmonton	7:30 p.m.
		New England at Vancouver	8:00 p.m.
Thursday	May 8	New York at Toronto	7:30 p.m.
Saturday	May 10	Seattle at Ft. Lauderdale	8:00 p.m.
		San Diego at Dallas	8:00 p.m.
		Atlanta at Detroit	7:30 p.m.
		California at Chicago (C)	7:30 p.m.
		New England at San Jose	8:00 p.m.
Sunday	May 11	Tulsa at Toronto	2:30 p.m.
		Vancouver at Rochester	3:00 p.m.
		Memphis at New York	2:30 p.m.
		Portland at Washington	5:00 p.m.
		Tampa Bay at Philadelphia	2:00 p.m.
		Los Angeles at Minnesota	3:00 p.m.
		Houston at Edmonton	2:30 p.m.
Monday	May 12	Seattle at New England	7:30 p.m.
Tuesday	May 13	Edmonton at California	7:30 p.m.
Wednesday	May 14	Vancouver at Philadelphia	7:30 p.m.
		Portland at Minnesota	7:00 p.m.
Thursday	May 15	Los Angeles at Houston	7:30 p.m.
Friday	May 16	New York at California	8:00 p.m.
Saturday	May 17	Atlanta at Philadelphia	7:30 p.m.
		Washington at Ft. Lauderdale	8:00 p.m.
		New England at Tulsa	8:00 p.m.
		Los Angeles at Dallas	8:00 p.m.
		Detroit at Chicago (W)	2:30 p.m.
		San Diego at Seattle	7:30 p.m.
		Houston at San Jose	8:00 p.m.
Sunday	May 18	Minnesota at Rochester	3:00 p.m.
		Vancouver at Tampa Bay	2:00 p.m.

1980 NASL Schedule Continued

Day	Date	Opponents	Time*
Monday	May 19	Chicago at New England	7:30 p.m.
Wednesday	May 21	Toronto at Rochester	8:00 p.m.
		Memphis at Minnesota	7:00 p.m.
		Portland at Edmonton	7:30 p.m.
		Houston at California	7:30 p.m.
Saturday	May 24	New England at Tampa Bay	8:00 p.m.
		Washington at Atlanta	7:30 p.m.
		Dallas at Tulsa	8:00 p.m.
		Toronto at Chicago (C)	7:30 p.m.
		Memphis at Houston	7:30 p.m.
		San Jose at Portland	7:30 p.m.
		Seattle at Los Angeles	7:30 p.m.
		California at San Diego	7:30 p.m.
Sunday	May 25	Ft. Lauderdale at Rochester	3:00 p.m.
		Detroit at Minnesota	1:00 p.m.
Tuesday	May 27	Edmonton at Memphis	7:30 p.m.
Wednesday	May 28	Ft. Lauderdale at Chicago (C)	7:30 p.m.
		California at Portland	7:30 p.m.
Saturday	May 31	Portland at Ft. Lauderdale	8:00 p.m.
		Tulsa at Tampa Bay	8:00 p.m.
		Memphis at Atlanta	7:30 p.m.
		Vancouver at Detroit	7:30 p.m.
		Minnesota at Houston	7:30 p.m.
		Rochester at Seattle	7:30 p.m.
		Chicago at Los Angeles	7:30 p.m.
Sunday	June 1	Dallas at Toronto	7:30 p.m.
		New York at Washington	2:00 p.m.
		New England at Philadelphia	2:00 p.m.
		San Diego at Edmonton	2:30 p.m.
		San Jose at California	2:00 p.m.
Tuesday	June 3	Chicago at Memphis	7:30 p.m.
Wednesday	June 4	New England at New York	9:00 p.m.
		Washington at Philadelphia	7:30 p.m.
		Portland at Atlanta	7:30 p.m.
		San Diego at Vancouver	8:00 p.m.
		Edmonton at Seattle	7:30 p.m.
		Rochester at San Jose	8:00 p.m.
		Minnesota at California	7:30 p.m.
Thursday	June 5	Detroit at Toronto	7:30 p.m.
		Ft. Lauderdale at Tulsa	8:00 p.m.
		Tampa Bay at Houston	7:30 p.m.
Friday	June 6	Los Angeles at Edmonton	7:30 p.m.
Saturday	June 7	Houston at New England	2:30 p.m.
		Toronto at Dallas	8:00 p.m.
		Washington at Chicago (W)	2:30 p.m.
		Vancouver at San Jose	8:00 p.m.
		Rochester at Portland	7:30 p.m.
Sunday	June 8	Atlanta at New York	2:30 p.m.
		Tampa Bay at Ft. Lauderdale	2:00 p.m.
		Seattle at San Diego	2:00 p.m.
		Detroit at Tulsa	8:00 p.m.
Tuesday	June 10	Tampa Bay at Memphis	7:30 p.m.
		Philadelphia at Edmonton	7:30 p.m.
Wednesday	June 11	New York at Rochester	8:00 p.m.
		Seattle at Minnesota	8:00 p.m.
		San Jose at Detroit	7:30 p.m.
		Portland at San Diego	7:30 p.m.
Thursday	June 12	Vancouver at Toronto	7:30 p.m.
		Los Angeles at Tulsa	8:00 p.m.
Saturday	June 14	New York at Tampa Bay	8:00 p.m.
		Toronto at Minnesota	8:00 p.m.
		Detroit at Atlanta	7:30 p.m.
		New England at Chicago (C)	7:30 p.m.
		Memphis at Vancouver	8:00 p.m.
		Seattle at Portland	7:30 p.m.
		California at Los Angeles	7:30 p.m.
		Philadelphia at San Jose	8:00 p.m.
Sunday	June 15	Ft. Lauderdale at Washington	2:30 p.m.
		Dallas at Houston	3:00 p.m.
		Tulsa at Edmonton	2:30 p.m.
Monday	June 16	New York at New England	7:30 p.m.

1980 NASL Schedule Continued

Day	Date	Opponents	Time*		
Tuesday	June 17	Washington at Rochester	8:00 p.m.		
		Tampa Bay at Minnesota	8:00 p.m.		
		Toronto at Memphis	7:30 p.m.		
Wednesday	June 18	Los Angeles at Philadelphia	7:30 p.m.		
		San Jose at Ft. Lauderdale	8:00 p.m.		
		Dallas at Detroit	7:30 p.m.		
		Edmonton at Vancouver	8:00 p.m.		
		San Diego at California	7:30 p.m.		
		Houston at Seattle	7:30 p.m.		
		Tampa Bay at Rochester	8:00 p.m.		
Friday	June 20	Minnesota at New England	2:30 p.m.		
Saturday	June 21	Detroit at Memphis	7:30 p.m.		
		Dallas at Seattle	7:30 p.m.		
		Atlanta at Portland	7:30 p.m.		
Sunday	June 22	Los Angeles at Toronto	3:30 p.m.		
		Ft. Lauderdale at New York	2:30 p.m.		
		San Jose at Washington	2:30 p.m.		
		San Diego at Philadelphia	2:00 p.m.		
		Houston at Tulsa	8:00 p.m.		
		Vancouver at Edmonton	2:30 p.m.		
		Chicago at California	2:00 p.m.		
		Rochester at New England	7:30 p.m.		
		Vancouver at Washington	8:00 p.m.		
		San Diego at Tampa Bay	8:00 p.m.		
Monday	June 23	Edmonton at Ft. Lauderdale	8:00 p.m.		
		Tulsa at Atlanta	7:30 p.m.		
		Philadelphia at Detroit	7:30 p.m.		
		Memphis at Chicago (C)	7:30 p.m.		
		Minnesota at Seattle	7:30 p.m.		
		Dallas at Portland	7:30 p.m.		
		New York at Los Angeles	7:30 p.m.		
		San Jose at Toronto	7:00 p.m.		
		California at Houston	7:30 p.m.		
		Saturday	June 28	Philadelphia at New England	2:30 p.m.
				Chicago at Minnesota	8:00 p.m.
				Tampa Bay at Dallas	8:00 p.m.
		Sunday	June 29	San Diego at Detroit	7:30 p.m.
Edmonton at Los Angeles	7:30 p.m.				
Tulsa at Rochester	8:00 p.m.				
Houston at Washington	2:30 p.m.				
Seattle at Atlanta	7:30 p.m.				
New York at Vancouver	12:30 p.m.				
California at San Jose	6:00 p.m.				
Tuesday	July 1	New England at Houston	7:30 p.m.		
		Memphis at California	7:30 p.m.		
Wednesday	July 2	Toronto at New York	9:00 p.m.		
		Ft. Lauderdale at Philadelphia (F)	8:00 p.m.		
		Edmonton at Minnesota	8:00 p.m.		
		Seattle at Tulsa	8:00 p.m.		
		Atlanta at Vancouver	8:00 p.m.		
		Washington at Portland	7:30 p.m.		
		Dallas at San Jose	8:00 p.m.		
		Chicago at San Diego	7:30 p.m.		
		California at Tampa Bay	7:00 p.m.		
		Memphis at Ft. Lauderdale	8:00 p.m.		
Friday	July 4	Rochester at Dallas	8:00 p.m.		
		Houston at Detroit	7:30 p.m.		
		Washington at Los Angeles	7:30 p.m.		
		Tulsa at San Diego	7:30 p.m.		
		San Jose at New England	2:30 p.m.		
Saturday	July 5	Philadelphia at Toronto	7:30 p.m.		
		Portland at New York	7:30 p.m.		
Sunday	July 6	Tampa Bay at Chicago (W)	2:30 p.m.		
		Detroit at Houston	3:00 p.m.		
		Rochester at Vancouver	8:00 p.m.		
		Los Angeles at Seattle	7:30 p.m.		
		Atlanta at Edmonton	2:30 p.m.		

1980 NASL Schedule Continued

Day	Date	Opponents	Time*
Wednesday	July 9	Portland at Rochester	8:00 p.m.
		Philadelphia at New York	9:00 p.m.
		San Jose at Tampa Bay	8:00 p.m.
		Detroit at Ft. Lauderdale	8:00 p.m.
		Tulsa at Minnesota	8:00 p.m.
		Vancouver at Atlanta	7:30 p.m.
		Chicago at Dallas	8:00 p.m.
		Los Angeles at California	7:30 p.m.
		Washington at San Diego	7:30 p.m.
Thursday	July 10	Toronto at Edmonton	7:30 p.m.
Friday	July 11	Philadelphia at Houston	7:30 p.m.
Saturday	July 12	Los Angeles at Tampa Bay	8:00 p.m.
		Washington at New England	2:30 p.m.
		San Jose at Atlanta	7:30 p.m.
		New York at Detroit	7:30 p.m.
		Dallas at Memphis	7:30 p.m.
		Toronto at Seattle	7:30 p.m.
Sunday	July 13	San Diego at Portland	7:30 p.m.
		Chicago at Rochester	8:00 p.m.
		Minnesota at Tulsa	8:00 p.m.
		Ft. Lauderdale at Edmonton	2:30 p.m.
Tuesday	July 15	Tulsa at Memphis	7:30 p.m.
Wednesday	July 16	New England at Rochester	8:00 p.m.
		Seattle at Washington	8:00 p.m.
		New York at Philadelphia	8:00 p.m.
		Houston at Minnesota	8:00 p.m.
		Portland at Dallas	8:00 p.m.
		Edmonton at Chicago (C)	7:30 p.m.
		Los Angeles at Vancouver	8:00 p.m.
		Tampa Bay at San Jose	8:00 p.m.
		Atlanta at San Diego	7:30 p.m.
Thursday	July 17	California at Toronto	7:30 p.m.
Saturday	July 19	Edmonton at New England	2:30 p.m.
		California at Philadelphia	8:00 p.m.
		Dallas at Minnesota	8:00 p.m.
		Rochester at Detroit	7:30 p.m.
		Tulsa at Chicago (C)	7:30 p.m.
		Washington at Memphis	7:30 p.m.
		San Jose at Vancouver	8:00 p.m.
		Houston at Portland	7:30 p.m.
		Atlanta at Los Angeles	7:30 p.m.
		Tampa Bay at San Diego	7:30 p.m.
Sunday	July 20	Ft. Lauderdale at Toronto	7:30 p.m.
		Seattle at New York	7:30 p.m.
		San Diego at New York	9:00 p.m.
Wednesday	July 23	Tampa Bay at Washington	8:00 p.m.
		Edmonton at Philadelphia	8:00 p.m.
		New England at Ft. Lauderdale	8:00 p.m.
		Memphis at Dallas	8:00 p.m.
		Chicago at Detroit	7:30 p.m.
		Minnesota at Los Angeles	7:30 p.m.
Thursday	July 24	Seattle at Toronto	7:30 p.m.
		Atlanta at Tulsa	8:00 p.m.
Friday	July 25	Rochester at Houston	7:30 p.m.
Saturday	July 26	San Diego at New England	2:30 p.m.
		Detroit at Dallas	8:00 p.m.
		Philadelphia at Seattle	7:30 p.m.
		Vancouver at Portland	7:30 p.m.
		Toronto at Los Angeles	7:30 p.m.
		Minnesota at San Jose	8:00 p.m.
Sunday	July 27	Rochester at Washington	2:30 p.m.
		Houston at Atlanta	7:30 p.m.
		Memphis at Tulsa	8:00 p.m.
		Chicago at Edmonton	2:30 p.m.
Tuesday	July 29	Toronto at Portland	7:30 p.m.
Wednesday	July 30	San Diego at Rochester	8:00 p.m.
		Tulsa at Washington	8:00 p.m.
		Ft. Lauderdale at Atlanta	7:30 p.m.
		Minnesota at Detroit	7:30 p.m.
		Dallas at Vancouver	8:00 p.m.
		Memphis at San Jose	8:00 p.m.
		Philadelphia at California	7:30 p.m.

1980 NASL Schedule Continued

Day	Date	Opponents	Time*		
Saturday	August 2	Toronto at Washington	8:00 p.m.		
		Ft. Lauderdale at Tampa Bay	8:00 p.m.		
		Portland at New England	2:30 p.m.		
		Rochester at Minnesota	8:00 p.m.		
		Chicago at Tulsa	8:00 p.m.		
		Philadelphia at Memphis	7:30 p.m.		
		Atlanta at Houston	7:30 p.m.		
		Vancouver at Seattle	7:30 p.m.		
		Detroit at San Jose	8:00 p.m.		
		Dallas at California	7:30 p.m.		
		Edmonton at San Diego	7:30 p.m.		
		Sunday	August 3	Los Angeles at New York	7:30 p.m.
		Tuesday	August 5	Portland at Memphis	7:30 p.m.
Wednesday	August 6	Los Angeles at Rochester	8:00 p.m.		
		Edmonton at New York	9:00 p.m.		
		California at Ft. Lauderdale	8:00 p.m.		
		Washington at Minnesota	8:00 p.m.		
		Vancouver at Dallas	8:00 p.m.		
		Houston at Chicago (C)	7:30 p.m.		
		Tulsa at Seattle	7:30 p.m.		
		Detroit at San Diego	7:30 p.m.		
		Thursday	August 7	New England at Toronto	7:30 p.m.
		Saturday	August 9	Toronto at Philadelphia	8:00 p.m.
Houston at Tampa Bay	8:00 p.m.				
Dallas at Ft. Lauderdale	8:00 p.m.				
California at Detroit	7:30 p.m.				
San Jose at Chicago (C)	7:30 p.m.				
Washington at Vancouver	8:00 p.m.				
New York at Seattle	7:30 p.m.				
Tulsa at Portland	7:30 p.m.				
Memphis at Los Angeles	7:30 p.m.				
New England at San Diego	7:30 p.m.				
Sunday	August 10			Edmonton at Rochester	8:00 p.m.
Tuesday	August 12			Atlanta at Minnesota	8:00 p.m.
Tuesday	August 12			San Jose at Memphis	7:30 p.m.
		Chicago at Houston	7:30 p.m.		
Wednesday	August 13	Rochester at Philadelphia	8:00 p.m.		
		Detroit at Tampa Bay	8:00 p.m.		
		New York at Atlanta	7:30 p.m.		
		Tulsa at Dallas	8:00 p.m.		
		Edmonton at Portland	7:30 p.m.		
		San Diego at Los Angeles	7:30 p.m.		
		New England at California	7:30 p.m.		
		Friday	August 15	San Diego at Houston	7:30 p.m.
Saturday	August 16	Detroit at Philadelphia	8:00 p.m.		
		Seattle at Chicago (W)	2:30 p.m.		
		Minnesota at Memphis	7:30 p.m.		
		Ft. Lauderdale at Los Angeles	7:30 p.m.		
		Portland at San Jose	8:00 p.m.		
Sunday	August 17	Tampa Bay at Toronto	2:30 p.m.		
		Washington at New York	7:30 p.m.		
		Dallas at Atlanta	7:30 p.m.		
		Rochester at Tulsa	8:00 p.m.		
		Vancouver at California	7:30 p.m.		
Monday	August 18	Philadelphia at Minnesota	8:00 p.m.		
Wednesday	August 20	New England at Washington	8:00 p.m.		
		Toronto at Tampa Bay	8:00 p.m.		
		New York at Dallas	8:00 p.m.		
		Los Angeles at Portland	7:30 p.m.		
		San Jose at San Diego	7:30 p.m.		
Thursday	August 21	Vancouver at Tulsa	8:00 p.m.		
Friday	August 22	Atlanta at Rochester	8:00 p.m.		
		Philadelphia at Ft. Lauderdale	8:00 p.m.		
		Seattle at Edmonton	7:30 p.m.		
Saturday	August 23	Tampa Bay at New England	2:30 p.m.		
		Dallas at Chicago (W)	2:30 p.m.		
		Houston at Memphis	7:30 p.m.		
		Los Angeles at San Jose	8:00 p.m.		
		Portland at Vancouver	8:00 p.m.		

1980 NASL Schedule Continued

Day	Date	Opponents	Time*
Sunday	August 24	Atlanta at Toronto	2:30 p.m.
		Rochester at New York	7:30 p.m.
		Minnesota at Washington	2:30 p.m.
		Ft. Lauderdale at Detroit	7:30 p.m.
		California at Edmonton	2:30 p.m.

*All Times Local

(F)—Franklin Field

(W)—Wrigley Field

(C) — Comiskey Park

1980 Playoff Dates

August 26-28	1st Round, 1st Game
August 29-September 1	1st Round, 2nd Game
September 2-4	Conference Semi-Finals, 1st Game
September 5-8	Conference Semi-Finals, 2nd Game
September 9-11	Conference Championships, 1st Game
September 12-15	Conference Championships, 2nd Game
September 21	Soccer Bowl-80, RFK Stadium, Washington, D.C.

Media Information

Credentials

Requests should be directed to Jim Finks, Jr. Director of Media Relations, Portland Timbers, 910 SW 18th Ave., Portland, OR 97205. Space is extremely limited in the Civic Stadium Press Box. No guests are permitted, and credentials are limited to working press only.

Photographers

Limited to wire services, accredited daily newspapers and television stations.

Copy

Am Fax is expected to service the Civic Stadium press box. Copy runners will be provided by the Timbers.

Timber's Hotels on the Road

Atlanta — Marriott (404) 659-6500
California — Anaheim Hyatt House (714) 772-5900
Dallas — Regent (800) 527-9510
Edmonton — Edmonton Plaza (403) 426-3636
Ft. Lauderdale — Pier 66 (305) 524-0566
Los Angeles — Pasadena Hilton (213) 577-1000
Memphis — Hyatt Regency (901) 761-1234
Minnesota — Rodeway Inn (612) 854-3400
New England — Biltmore Plaza (401) 421-0700
New York — Meadowlands Hilton (201) 348-6900
Rochester — Americana of Rochester (716) 546-3300
San Diego — Town & Country (714) 291-7131
San Jose — Hyatt (408) 298-0300
Seattle — (No hotel, club will return same day)
Vancouver — Bayshore Inn (604) 682-3377
Washington — Arlington Hyatt (703) 841-9595

Major Airlines

Alaska Airlines	503/224-2547	Pan Am	503/227-6671
Braniff	503/224-5030	Eastern	503/224-7550
Continental	503/224-4560	United	503/226-7211
Northwest Orient	503/226-3211	Western	503/225-0830
Hughes Airwest	503/224-5252		

Taxi Service

Broadway	503/227-1234	Radio	503/227-1212
Portland	503/256-5400		

Car Rental

Airways	503/249-4020	Dollar	503/249-4790
Avis	503/240-4950	Hertz	503/249-4080
Budget	503/249-4550	National	503/249-4900
Thrifty	503/254-6563		

Restaurants

Bush Garden	503/226-7181	John's Meat Market	503/228-2119
Prime Rib	503/281-1297		
Captain's Corner	503/224-9877	Ringside	503/228-1513
Sweet Tibbie Dunbar	503/232-1801	River Queen	503/228-8633
Rian's Eating Establishment	503/222-9996	Victoria Station	503/245-2241
Jake's Seafood Restaurant	503/226-1419	Digger O'Dell's	503/238-6996
Abernathy's	503/228-3455		

Portland Timbers 1980 Schedule

				PST*
Saturday	April 12	Los Angeles	TV	7:30
Saturday	April 19	California		7:30
Saturday	April 26	Detroit		7:30
Wednesday	April 30	Seattle	TV	7:30
Saturday	May 3	Tampa Bay		7:30
Tuesday	May 6	Manchester United		7:30
Sunday	May 11	Washington		2:00
Wednesday	May 14	Minnesota	TV	5:00
Wednesday	May 21	Edmonton		6:30
Saturday	May 24	San Jose		7:30
Wednesday	May 28	California		7:30
Saturday	May 31	Ft. Lauderdale		5:00
Wednesday	June 4	Atlanta		4:30
Saturday	June 7	Rochester		7:30
Wednesday	June 11	San Diego	TV	7:30
Saturday	June 14	Seattle		7:30
Saturday	June 21	Atlanta		7:30
Wednesday	June 25	Dallas		7:30
Wednesday	July 2	Washington		7:30
Sunday	July 6	New York	TV	4:30
Wednesday	July 9	Rochester		5:00
Saturday	July 12	San Diego		7:30
Wednesday	July 16	Dallas	TV	6:00
Saturday	July 19	Houston		7:30
Saturday	July 26	Vancouver		7:30
Tuesday	July 29	Toronto		7:30
Saturday	August 2	New England		1:00
Tuesday	August 5	Memphis		5:30
Saturday	August 9	Tulsa		7:30
Wednesday	August 13	Edmonton		7:30
Saturday	August 16	San Jose	TV	8:00
Wednesday	August 20	Los Angeles		7:30
Saturday	August 23	Vancouver	TV	8:00

All home games appear in boldface

All Timber home and road games can be heard on **KYXI Radio, AM 1520**. Times listed are airtimes. Pacific Time.

Noted games will be televised locally on **KPTV, Channel 12** in Portland.

GO FOR IT!



GO TO G.I. JOE'S.

You want it. Joe's got it.
More good time gear, for
less than any store in town.

**G.I. JOE'S**

North Portland, Rockwood, Oak Grove,
Beaverton Mall, Eastport Plaza, Salem,
and Bend.

Your
Portland Timbers ticket outlet